



Institutional Asset Services
OH-01-10-0942
100 Public Square
Cleveland, OH 44113

Account Statement

AIDEA/BARROW HANLEY FAO:AIDEA PRI USD
June 01, 2018 - June 30, 2018

ALASKA INDUSTRIAL DEVELOPMENT
ATTN: FINANCE
813 WEST NORTHERN LIGHTS BLVD
ANCHORAGE AK 99503

KEYBANK NATIONAL ASSOCIATION AIDEA/BARROW HANLEY FAO:AIDEA PRI USD

How to Contact Us:

RELATIONSHIP MANAGER
KRIS NEDWICK
907-564-0409
FAX: 907-564-0223
kris_nedwick@keybank.com

CLIENT ADMINISTRATOR
TAMI L SHIGIHARA
206-343-6980
FAX: 800-642-5301
tami_l_shighihara@keybank.com

PORTFOLIO MANAGER
OUTSIDE INVESTMENT ADVISOR

VIEW STATEMENT ONLINE
Contact us for details





Account Statement

AIDEA/BARROW HANLEY FAO-AIDEA PRI USD

June 01, 2018 - June 30, 2018

Table of Contents

Summary of Participating Portfolios	3
Summary Schedule Of Portfolio Changes	4
Account Summary by Type	5
Summary Schedule of Holdings	6
Detailed Schedule of Holdings - Principal Assets	7
Schedule of Net Income With Accruals	59
Transaction Summary	91
Transaction Detail Categorized	92
Detail Schedule of Automated Cash Investment Activity	137

Asset Classification Updates

As part of our ongoing efforts to improve our systems and service to you, beginning in 2018, Key Private Bank will be making asset classification updates to be consistent with commonly used industry standards and to better align with our Investment Team's view of the assets. Re-classification of assets may impact the display of asset allocation and the composition and amount in the holdings sections of statements, online reports and downloads, as well as within investment performance presentations. Otherwise, statements with these updates will be consistent with previous statements, online reports and downloads.





Account Statement

AIDEA/BARROW HANLEY FAO:AIDEA PRI USD

June 01, 2018 - June 30, 2018

Summary of Participating Portfolios

Portfolio Number	Name of Portfolio	Market Value	% of MV	Accrued Income	Tax Cost	Base Currency: USD	
						Unrealized Gain/Loss	On Tax Cost
0696488.10	AIDEA/BARROW HANLEY FAO:AIDEA PRI USD	197,596,408.23	100.00%	1,126,761.79	201,737,099.68	-4,140,691.45	
Total of Participating Portfolios		\$197,596,408.23	100.00 %	\$1,126,761.79	\$201,737,099.68	\$-4,140,691.45	

The Market Values reflected above do not include the effect of any pending payables or receivables.




Summary Schedule of Portfolio Changes

Base Currency: USD

Description	Beginning Market Value	Ending Market Value	% of MV	% Change in MV	Tax Cost	% of TC	Accrued Income
Principal Holdings							
Fixed Income	168,730,303.32	194,391,993.09	98.38%	15.21%	198,532,684.54	98.41%	1,120,198.48
Cash and Cash Equivalents	3,785,000.99	3,204,415.14	1.62%	-15.34%	3,204,415.14	1.59%	6,563.31
Total Principal Holdings	172,515,304.31	197,596,408.23	100.00%	14.54%	201,737,099.68	100.00%	1,126,761.79
Current Period Accrued Income	899,865.53	1,126,761.79			1,126,761.79		
Total Payables	-249,780.00	-727,038.70			-727,038.70		
Total Principal Holdings and Liabilities	173,165,389.84	197,996,131.32			202,136,822.77		1,126,761.79
Total Holdings	\$173,165,389.84	\$197,996,131.32			\$202,136,822.77		\$1,126,761.79

Fair Value Breakdown *	Beginning Market Value	Ending Market Value	% of MV	% Chg in MV	Book Value	% of BV	Accrued Income
Total Fair Value Level 2 Holdings	162,217,946.60	195,512,191.57	98.75%	20.52%	199,678,977.57	98.77%	1,120,198.48
Total Fair Value Level N/A Holdings	10,947,443.24	2,483,939.75	1.25%	-77.31%	2,483,939.75	1.23%	6,563.31
Total Holdings - Fair Value Reporting	\$173,165,389.84	\$197,996,131.32	100.00%	14.34%	\$202,162,917.32	100.00%	\$1,126,761.79

* For informational purposes only. Please see the Fair Value Disclosure on the Disclosure page.



Account Summary by Type

Base Currency : USD

Portfolio Number	Equities	%	Fixed Income	%	Other	%	Cash and Equivalents	%	Net Assets
0696488.10	0.00	0.00	194,391,993.09	100.00	0.00	0.00	3,204,415.14	100.00	197,596,408.23
Total	\$0.00	100.00	\$194,391,993.09	100.00	\$0.00	100.00	\$3,204,415.14	100.00	\$197,596,408.23





Account Statement

AIDEA/BARROW HANLEY FAO:AIDEA PRI USD

June 01, 2018 - June 30, 2018

Summary Schedule of Holdings

Base Currency: USD

Description	Market Value	% of MV	Accrued Income	Tax Cost	% of TC	Unrealized Gain/Loss On Tax Cost
Principal Holdings						
Fixed Income - USD	194,391,993.09	98.38%	1,120,198.48	198,532,684.54	98.41%	-4,140,691.45
Total Fixed Income	194,391,993.09	98.38%	1,120,198.48	198,532,684.54	98.41%	-4,140,691.45
Cash and Cash Equivalents - USD	3,204,415.14	1.62%	6,563.31	3,204,415.14	1.59%	0.00
Total Cash and Cash Equivalents	3,204,415.14	1.62%	6,563.31	3,204,415.14	1.59%	0.00
Principal Holdings	197,596,408.23	100.00%	1,126,761.79	201,737,099.68	100.00%	-4,140,691.45
Payables - USD	-727,038.70			-727,038.70		0.00
Total Payables	-727,038.70			-727,038.70		0.00
Total Principal Holdings	196,869,369.53		1,126,761.79	201,010,060.98		-4,140,691.45
Total Holdings	\$196,869,369.53		\$1,126,761.79	\$201,010,060.98		\$-4,140,691.45
Accrued Income on:						
Principal Holdings	1,126,761.79		1,126,761.79	1,126,761.79		
Total Accrued Income	1,126,761.79		1,126,761.79	1,126,761.79		
Total Holdings with Accrued Income	\$197,996,131.32		\$1,126,761.79	\$202,136,822.77		\$-4,140,691.45





Account Statement

AIDEA/BARROW HANLEY FAO:AIDEA PRI USD

June 01, 2018 - June 30, 2018

Detailed Schedule of Holdings - Principal Assets

Base Currency: USD						
Security Description Portfolio Number	Asset Number Yield on Market Units/Par	Unit Price Price Date Market Value	FV Level* % of MV	Avg Unit Cost Accrued Income	Tax Cost	Unrealized Gain/Loss On Tax Cost
Fixed Income						
Corporate Bonds						
Financials						
Capital Markets						
S&P GLOBAL INC SENIOR BD DTD 8/18/2015 4.40000% DUE 2/15/2026	78409VAK0 4.29%	102.530	Level2			
0696488.10	335,000.0000	343,475.50	0.17%	103.01 5,568.44	345,096.90	-1,621.40
Total Capital Markets		343,475.50	0.17%	N/A 5,568.44	345,096.90	-1,621.40
Total Financials		343,475.50	0.17%	N/A 5,568.44	345,096.90	-1,621.40
Fixed Rate Bonds						
Finance						
ACE INA HOLDINGS INC SENIOR BD DTD 11/3/2015 3.35000% DUE 5/3/2026	00440EAV9 3.46%	96.957	Level2			
0696488.10	290,000.0000	281,175.30	0.14%	99.69 1,565.19	289,109.70	-7,934.40
AMERICAN CAMPUS CMNTYS OPER PTNRSHIP SENIOR BD DTD 10/10/2017 3.62500% DUE 11/15/2027	024836AD0 3.87%	93.677	Level2			
0696488.10	330,000.0000	309,134.10	0.16%	99.91 1,528.54	329,709.60	-20,575.50
AMERICAN EXPRESS CO SENIOR NT DTD 2/27/2018 3.40000% DUE 2/27/2023	025816BS7 3.44%	98.839	Level2			



Account Statement

AIDEA/BARROW HANLEY FAO:AIDEA PRI USD

June 01, 2018 - June 30, 2018

Detailed Schedule of Holdings - Principal Assets (Continued)

Base Currency: USD						
Security Description Portfolio Number	Asset Number Yield on Market Units/Par	Unit Price Price Date Market Value	FV Level* % of MV	Avg Unit Cost Accrued Income	Tax Cost	Unrealized Gain/Loss On Tax Cost
0696488.10	680,000.0000	672,105.20	0.34%	99.91 7,963.56	679,381.20	-7,276.00
BANK OF AMERICA CORP MED TERM BK NT DTD 1/20/2017 FL RT% DUE 1/20/2023	06051GGE3 3.18%	98.348	Level2			
0696488.10	930,000.0000	914,636.40	0.46%	100.89 13,001.71	938,239.80	-23,603.40
BANK OF AMERICA CORP MED TERM BK NT DTD 01/21/14 5.00% DUE 01/21/44	06051GFC8 4.72%	105.919	Level2			
0696488.10	945,000.0000	1,000,934.55	0.51%	99.78 21,000.00	942,958.80	57,975.75
BANK OF NEW YORK CO INC MED TERM BK NT SER G DTD 02/04/14 2.20% DUE 03/04/19	06406HCR8 2.21%	99.718	Level2			
0696488.10	710,000.0000	707,997.80	0.36%	99.89 5,076.50	709,211.90	-1,214.10
BANK OF NEW YORK MELLON CORP MED TERM BK NT DTD 5/16/2017 3.25000% DUE 5/16/2027	06406RAD9 3.37%	96.301	Level2			
0696488.10	625,000.0000	601,881.25	0.30%	99.96 2,539.06	624,737.50	-22,856.25
BB&T CORP MED TERM BK NT SER E DTD 3/21/2017 2.75000% DUE 4/1/2022	05531FAX1 2.82%	97.679	Level2			
0696488.10	725,000.0000	708,172.75	0.36%	99.81 4,984.38	723,644.25	-15,471.50
BOSTON PROPERTIES LP SENIOR NT DTD 1/20/2016 3.65000% DUE 2/1/2026	10112RAX2 3.78%	96.450	Level2			



Detailed Schedule of Holdings - Principal Assets (Continued)

Base Currency: USD						
Security Description Portfolio Number	Asset Number Yield on Market Units/Par	Unit Price Price Date Market Value	FV Level* % of MV	Avg Unit Cost Accrued Income	Tax Cost	Unrealized Gain/Loss On Tax Cost
0696488.10	585,000.0000	564,232.50	0.29%	99.71 8,896.88	583,291.80	-19,059.30
CAPITAL ONE FINANCIAL CORP SENIOR NT DTD 5/12/2017 2.50000% DUE 5/12/2020	14040HBP9 2.54%	98.582	Level2			
0696488.10	480,000.0000	473,193.60	0.24%	98.50 1,633.33	472,804.80	388.80
CBOE HOLDINGS INC SENIOR NT DTD 1/12/2017 3.65000% DUE 1/12/2027	12503MAA6 3.78%	96.496	Level2			
0696488.10	435,000.0000	419,757.60	0.21%	99.76 7,453.60	433,951.65	-14,194.05
CITIGROUP INC SENIOR BD DTD 1/10/2017 3.88700% DUE 1/10/2028	172967LD1 4.01%	96.854	Level2			
0696488.10	1,255,000.0000	1,215,517.70	0.62%	99.21 23,171.38	1,245,100.30	-29,582.60
CROWN CASTLE INTL CORP SENIOR NT DTD 2/8/2016 3.40000% DUE 2/15/2021	22822VAA9 3.40%	99.883	Level2			
0696488.10	320,000.0000	319,625.60	0.16%	102.92 4,110.22	329,339.00	-9,713.40
DIAMOND 1 FIN CORP/DIAMOND 2 FIN CORP SENIOR NT SER 144A DTD 6/1/2016 4.42000% DUE 6/15/2021	25272KAD5 4.36%	101.462	Level2			
0696488.10	740,000.0000	750,818.80	0.38%	102.55 1,453.69	758,903.30	-8,084.50



Detailed Schedule of Holdings - Principal Assets (Continued)

Base Currency: USD

Security Description Portfolio Number	Asset Number Yield on Market Units/Par	Unit Price Price Date Market Value	FV Level* % of MV	Avg Unit Cost Accrued Income	Tax Cost	Unrealized Gain/Loss On Tax Cost
DIGITAL REALTY TRUST L P SENIOR BD DTD 8/7/2017 3.70000% DUE 8/15/2027 0696488.10	25389JAR7 3.89% 335,000.0000	95.033 318,360.55	Level2 0.16%	99.92 4,682.56	334,745.40	-16,384.85
ERP OPERATING L P SENIOR BD DTD 04/10/13 3.00% DUE 04/15/23 0696488.10	26884ABA0 3.07% 245,000.0000	97.587 239,088.15	Level2 0.12%	93.70 1,551.67	229,572.35	9,515.80
FORD MOTOR CREDIT CO LLC SENIOR NT DTD 1/9/2017 3.81000% DUE 1/9/2024 0696488.10	345397YG2 3.93% 320,000.0000	97.068 310,617.60	Level2 0.16%	100.40 5,825.07	321,289.60	-10,672.00
GENERAL MOTORS FINL CO INC SENIOR NT DTD 6/30/2017 3.15000% DUE 6/30/2022 0696488.10	37045XBY1 3.24% 330,000.0000	97.187 320,717.10	Level2 0.16%	99.83 5,226.38	329,439.00	-8,721.90
GOLDMAN SACHS GROUP INC SENIOR NT DTD 1/23/2015 3.50000% DUE 1/23/2025 0696488.10	38148LAC0 3.62% 255,000.0000	96.568 246,248.40	Level2 0.12%	99.96 3,917.08	254,892.90	-8,644.50
GOLDMAN SACHS GROUP INC SENIOR NT DTD 6/5/2017 2.90800% DUE 6/5/2023	38141GWJ9 3.01%	96.507	Level2			



Account Statement

AIDEA/BARROW HANLEY FAO:AIDEA PRI USD

June 01, 2018 - June 30, 2018

Detailed Schedule of Holdings - Principal Assets (Continued)

Base Currency: USD

Security Description Portfolio Number	Asset Number Yield on Market Units/Par	Unit Price Price Date Market Value	FV Level* % of MV	Avg Unit Cost Accrued Income	Tax Cost	Unrealized Gain/Loss On Tax Cost
0696488.10	795,000.0000	767,230.65	0.39%	100.00 1,669.68	795,000.00	-27,769.35
GOLDMAN SACHS GROUP INC SENIOR NT DTD 9/29/2017 3.27200% DUE 9/29/2025	38141GWQ3 3.45%	94.952	Level2			
0696488.10	325,000.0000	308,594.00	0.16%	100.00 2,717.58	325,000.00	-16,406.00
HCP INC SENIOR NT DTD 11/19/12 2.625% DUE 02/01/20	40414LAH2 2.66%	98.807	Level2			
0696488.10	340,000.0000	335,943.80	0.17%	99.13 3,718.75	337,035.20	-1,091.40
INTERCONTINENTAL EXCHANGE INC SENIOR NT DTD 11/24/2015 2.75000% DUE 12/1/2020	45866FAC8 2.77%	99.205	Level2			
0696488.10	295,000.0000	292,654.75	0.15%	99.89 676.04	294,669.60	-2,014.85
JPMORGAN CHASE & CO SENIOR BD DTD 7/24/2017 3.88200% DUE 7/24/2038	46647PAJ5 4.20%	92.359	Level2			
0696488.10	500,000.0000	461,795.00	0.23%	100.00 8,464.92	500,000.00	-38,205.00
KEYCORP MED TERM BK NT SER I DTD 03/24/11 5.10% DUE 03/24/21	49326EED1 4.88%	104.409	Level2			
0696488.10	315,000.0000	328,888.35	0.17%	117.87 4,328.63	371,278.60	-42,390.25



Detailed Schedule of Holdings - Principal Assets (Continued)

Base Currency: USD

Security Description Portfolio Number	Asset Number Yield on Market Units/Par	Unit Price Price Date Market Value	FV Level* % of MV	Avg Unit Cost Accrued Income	Tax Cost	Unrealized Gain/Loss On Tax Cost
LIBERTY MUTUAL GROUP INC SENIOR NT SER 144A DTD 6/18/2013 4.25000% DUE 6/15/2023 0696488.10	53079EBE3 4.21% 405,000.0000	101.011 409,094.55	Level2 0.21%	105.42 765.00	426,938.85	-17,844.30
MASTERCARD INC SENIOR BD DTD 3/31/2014 3.37500% DUE 4/1/2024 0696488.10	57636OAB0 3.38% 410,000.0000	99.778 409,089.80	Level2 0.21%	99.57 3,459.38	408,241.10	848.70
MORGAN STANLEY MED TERM NT SER F DTD 10/23/2014 3.70000% DUE 10/23/2024 0696488.10	61761JVL0 3.75% 770,000.0000	98.725 760,182.50	Level2 0.38%	101.19 5,381.44	779,155.30	-18,972.80
MORGAN STANLEY SENIOR BD DTD 7/24/2017 3.59100% DUE 7/22/2028 0696488.10	61744YAK4 3.78% 530,000.0000	95.045 503,738.50	Level2 0.25%	100.00 8,405.93	530,000.00	-26,261.50
NATIONAL RURAL UTILS COOP FIN CORP DEB DTD 2/8/2016 1.65000% DUE 2/8/2019 0696488.10	637432NH4 1.66% 345,000.0000	99.395 342,912.75	Level2 0.17%	99.58 2,261.19	343,547.55	-634.80
NATIONAL RURAL UTILS COOP FIN CORP DEB DTD 2/7/2017 2.95000% DUE 2/7/2024	637432NL5 3.05% 96.587	96.587	Level2			



Account Statement

AIDEA/BARROW HANLEY FAO:AIDEA PRI USD

June 01, 2018 - June 30, 2018

Detailed Schedule of Holdings - Principal Assets (Continued)

Base Currency: USD

Security Description Portfolio Number	Asset Number Yield on Market Units/Par	Unit Price Price Date Market Value	FV Level* % of MV	Avg Unit Cost Accrued Income	Tax Cost	Unrealized Gain/Loss On Tax Cost
0696488.10	310,000.0000	299,419.70	0.15%	99.81 3,658.00	309,395.50	-9,975.80
PNC FUNDING CORP SENIOR NT DTD 03/08/12 3.30% DUE 03/08/22	693476BN2 3.32%	99.406	Level2			
0696488.10	565,000.0000	561,643.90	0.28%	105.41 5,852.46	595,577.80	-33,933.90
PUBLIC STORAGE INC SENIOR NT DTD 9/18/2017 2.37000% DUE 9/15/2022	74460DAB5 2.47%	96.032	Level2			
0696488.10	470,000.0000	451,350.40	0.23%	100.00 3,279.82	470,000.00	-18,649.60
RAYMOND JAMES FINANCIAL INC SENIOR BD DTD 7/12/2016 3.62500% DUE 9/15/2026	754730AE9 3.77%	96.032	Level2			
0696488.10	460,000.0000	441,747.20	0.22%	99.84 4,909.86	459,268.60	-17,521.40
ROYAL BANK OF CANADA FGN MED TERM BK NT DTD 3/6/2017 2.12500% DUE 3/2/2020	78012KC62 2.16%	98.485	Level2			
0696488.10	620,000.0000	610,607.00	0.31%	99.93 4,355.07	619,553.60	-8,946.60
SIMON PROPERTY GROUP L P SENIOR NT DTD 01/21/14 2.20% DUE 02/01/19	828807CQ8 2.21%	99.642	Level2			
0696488.10	765,000.0000	762,261.30	0.39%	100.23 7,012.50	766,744.20	-4,482.90





Account Statement

AIDEA/BARROW HANLEY FAO:AIDEA PRI USD

June 01, 2018 - June 30, 2018

Detailed Schedule of Holdings - Principal Assets (Continued)

Base Currency: USD

Security Description Portfolio Number	Asset Number Yield on Market Units/Par	Unit Price Price Date Market Value	FV Level* % of MV	Avg Unit Cost Accrued Income	Tax Cost	Unrealized Gain/Loss On Tax Cost
STATE STREET CORP SENIOR NT DTD 12/15/2014 3.30000% DUE 12/16/2024	857477AN3 3.36%	98.117	Level2			
0696488.10	500,000.0000	490,585.00	0.25%	98.22 687.50	491,120.00	-535.00
SUNTRUST BANK MED TERM BK NT DTD 7/31/2017 2.45000% DUE 8/1/2022	86787EAT4 2.55%	96.064	Level2			
0696488.10	505,000.0000	485,123.20	0.25%	99.82 5,155.21	504,101.10	-18,977.90
TRAVELERS COMPANIES INC SENIOR BD DTD 5/22/2017 4.00000% DUE 5/30/2047	89417EAM1 4.20%	95.239	Level2			
0696488.10	310,000.0000	295,240.90	0.15%	99.57 1,067.78	308,654.60	-13,413.70
VISA INC SENIOR NT DTD 12/14/2015 2.80000% DUE 12/14/2022	92826CAC6 2.85%	98.162	Level2			
0696488.10	295,000.0000	289,577.90	0.15%	99.86 390.06	294,589.95	-5,012.05
VISA INC SENIOR NT DTD 12/14/2015 3.15000% DUE 12/14/2025	92826CAD4 3.26%	96.738	Level2			
0696488.10	415,000.0000	401,462.70	0.20%	99.63 617.31	413,481.10	-12,018.40



Detailed Schedule of Holdings - Principal Assets (Continued)

Base Currency: USD

Security Description Portfolio Number	Asset Number Yield on Market Units/Par	Unit Price Price Date Market Value	FV Level* % of MV	Avg Unit Cost Accrued Income	Tax Cost	Unrealized Gain/Loss On Tax Cost
WELLS FARGO & CO SENIOR NT DTD 10/25/2016 3.00000% DUE 10/23/2026	949746SH5 3.25%	92.334	Level2			
0696488.10	270,000.0000	249,301.80	0.13%	95.32 1,530.00	257,361.30	-8,059.50
WELLS FARGO & CO MED TERM BK NT SER N DTD 12/7/2015 2.55000% DUE 12/7/2020	94974BGR5 2.59%	98.421	Level2			
0696488.10	355,000.0000	349,394.55	0.18%	100.26 603.50	355,937.20	-6,542.65
WELLS FARGO & COMPANY MED TERM BK NT DTD 12/8/2016 4.75000% DUE 12/7/2046	94974BGU8 4.91%	96.768	Level2			
0696488.10	310,000.0000	299,980.80	0.15%	99.81 981.67	309,411.00	-9,430.20
WELLS FARGO & COMPANY MED TERM NT DTD 2/2/2015 2.15000% DUE 1/30/2020	94974BGF1 2.18%	98.597	Level2			
0696488.10	280,000.0000	276,071.60	0.14%	99.78 2,525.06	279,395.20	-3,323.60
Total Finance		21,558,107.55	10.91%	N/A 210,055.14	22,075,780.20	-517,672.65
Industrial						
ABBOTT LABORATORIES SENIOR NT DTD 11/22/2016 2.35000% DUE 11/22/2019	002824BC3 2.36%	99.415	Level2			



Account Statement

AIDEA/BARROW HANLEY FAO:AIDEA PRI USD (

June 01, 2018 - June 30, 2018

Detailed Schedule of Holdings - Principal Assets (Continued)

Base Currency: USD

Security Description Portfolio Number	Asset Number Yield on Market Units/Par	Unit Price Price Date Market Value	FV Level* % of MV	Avg Unit Cost Accrued Income	Tax Cost	Unrealized Gain/Loss On Tax Cost
0696488.10	54,000.0000	53,684.10	0.03%	99.90 137.48	53,947.08	-262.98
ABBOTT LABORATORIES SENIOR BD DTD 11/22/2016 4.90000% DUE 11/30/2046	002824BH2 4.55%	107.653	Level2			
0696488.10	310,000.0000	333,724.30	0.17%	99.22 1,308.03	307,585.10	26,139.20
AMGEN INC SENIOR BD DTD 5/1/2015 4.40000% 5/1/2045	031162BZ2 4.62%	95.307	Level2			
0696488.10	325,000.0000	309,747.75	0.16%	107.89 2,383.33	350,649.00	-40,901.25
ANALOG DEVICES INC SENIOR BD DTD 12/14/2015 3.90000% DUE 12/15/2025	032654AJ4 3.94%	99.067	Level2			
0696488.10	295,000.0000	292,247.65	0.15%	99.77 511.33	294,321.50	-2,073.85
APPLE INC SENIOR NT DTD 5/11/2017 2.85000% DUE 5/11/2024	037833CU2 2.94%	96.816	Level2			
0696488.10	925,000.0000	895,548.00	0.45%	97.52 3,661.46	902,087.75	-6,539.75
AUTODESK INC SENIOR BD DTD 6/8/2017 3.50000% DUE 6/15/2027	052769AE6 3.74%	93.574	Level2			
0696488.10	330,000.0000	308,794.20	0.16%	99.37 513.33	327,927.60	-19,133.40





Account Statement

AIDEA/BARROW HANLEY FAO:AIDEA PRI USD

June 01, 2018 - June 30, 2018

Detailed Schedule of Holdings - Principal Assets (Continued)

Base Currency: USD						
Security Description Portfolio Number	Asset Number Yield on Market Units/Par	Unit Price Price Date Market Value	FV Level* % of MV	Avg Unit Cost Accrued Income	Tax Cost	Unrealized Gain/Loss On Tax Cost
BAYER US FINANCE II LLC SENIOR NT SER 144A DTD 6/25/2018 3.87500% DUE 12/15/2023	07274NAE3 3.87%	100.004	Level2			
0696488.10	500,000.0000	500,020.00	0.25%	99.67 322.92	498,370.00	1,650.00
BROADCOM CORP / CAYMAN FINANCE LTD	11134LAB5 2.41%	98.697	Level2			
SENIOR NT DTD 1/15/2018 2.37500% DUE 1/15/2020						
0696488.10	140,000.0000	138,175.80	0.07%	99.77 1,533.19	139,683.60	-1,507.80
BUCKEYE PARTNERS LP BOND	118230AJ0 4.79%	101.750	Level2			
DTD 01/13/11 4.875% DUE 02/01/21						
0696488.10	260,000.0000	264,550.00	0.13%	105.47 5,281.25	274,229.80	-9,679.80
CELGENE CORP SENIOR BD	151020AL8 5.13%	102.352	Level2			
DTD 08/06/13 5.25% DUE 08/15/43						
0696488.10	230,000.0000	235,409.60	0.12%	99.15 4,561.67	228,038.10	7,371.50
CHEVRON CORP SENIOR NT	166764BA7 1.79%	99.773	Level2			
DTD 11/17/2015 1.79000% DUE 11/16/2018						
0696488.10	350,000.0000	349,205.50	0.18%	99.99 783.13	349,961.50	-756.00





Account Statement

AIDEA/BARROW HANLEY FAO:AIDEA PRI USD

June 01, 2018 - June 30, 2018

Detailed Schedule of Holdings - Principal Assets (Continued)

Security Description Portfolio Number		Asset Number Yield on Market Units/Par	Unit Price Price Date Market Value	FV Level* % of MV	Avg Unit Cost Accrued Income	Tax Cost	Unrealized Gain/Loss On Tax Cost
COLUMBIA PIPELINE GROUP INC SENIOR NT DTD 12/1/2015 4.50000% DUE 6/1/2025 0696488.10		198280AF6 4.51% 285,000.0000	99.771 284,347.35	Level2 0.14%	 99.85 1,068.75	 284,563.95	 -216.60
CONCHO RESOURCES INC SENIOR BD DTD 7/2/2018 4.30000% DUE 8/15/2028 0696488.10		20605PAK7 4.29% 360,000.0000	100.233 360,838.80	Level2 0.18%	 99.46 0.00	 358,048.80	 2,790.00
COSTCO WHOLESALE CORP SENIOR NT DTD 5/18/2017 2.15000% DUE 5/18/2021 0696488.10		22160KAJ4 2.20% 935,000.0000	97.810 914,523.50	Level2 0.46%	 99.83 2,401.13	 933,363.75	 -18,840.25
DELPHI CORP SENIOR BD DTD 03/03/14 4.15% DUE 03/15/24 0696488.10		247126AJ4 4.14% 495,000.0000	100.263 496,301.85	Level2 0.25%	 99.65 6,048.63	 493,262.55	 3,039.30
DOW CHEMICAL CO SENIOR BD DTD 9/16/2014 3.50000% DUE 10/1/2024 0696488.10		260543CJ0 3.59% 565,000.0000	97.392 550,264.80	Level2 0.28%	 102.55 4,943.75	 579,413.15	 -29,148.35
DU PONT E I DE NEMOURS & CO SENIOR NT DTD 5/2/2017 2.20000% DUE 5/1/2020		263534CL1 2.23% 98,568	98.568	Level2			





Account Statement


AIDEA/BARROW HANLEY FAO:AIDEA PRI USD

June 01, 2018 - June 30, 2018

Detailed Schedule of Holdings - Principal Assets (Continued)

Base Currency: USD

Security Description Portfolio Number	Asset Number Yield on Market Units/Par	Unit Price Price Date Market Value	FV Level* % of MV	Avg Unit Cost Accrued Income	Tax Cost	Unrealized Gain/Loss On Tax Cost
0696488.10	250,000.0000	246,420.00	0.12%	99.89 916.67	249,725.00	-3,305.00
EATON CORP SENIOR NT DTD 11/02/13 2.75% DUE 11/02/22	278062AC8 2.83%	97.090	Level2			
0696488.10	260,000.0000	252,434.00	0.13%	92.43 1,171.81	240,310.20	12,123.80
ENTERPRISE PRODS OPERATING LLC SENIOR NT DTD 10/05/09 6.125% DUE 10/15/39	29379VAG8 5.37%	114.159	Level2			
0696488.10	205,000.0000	234,025.95	0.12%	123.58 2,650.76	253,342.35	-19,316.40
EOG RESOURCES INC SENIOR BD DTD 1/14/2016 4.15000% DUE 1/15/2026	26875PAP6 4.06%	102.279	Level2			
0696488.10	245,000.0000	250,583.55	0.13%	106.42 4,688.35	260,719.20	-10,135.65
GENERAL DYNAMICS CORP SENIOR NT DTD 5/11/2018 2.87500% DUE 5/11/2020	369550BA5 2.88%	99.891	Level2			
0696488.10	720,000.0000	719,215.20	0.36%	99.65 2,875.00	717,451.20	1,764.00
HOME DEPOT INC SENIOR NT DTD 04/05/13 2.70% DUE 04/01/23	437076AZ5 2.77%	97.626	Level2			
0696488.10	265,000.0000	258,708.90	0.13%	101.60 1,788.75	269,240.00	-10,531.10



Detailed Schedule of Holdings - Principal Assets (Continued)

Base Currency: USD						
Security Description Portfolio Number	Asset Number Yield on Market Units/Par	Unit Price Price Date Market Value	FV Level* % of MV	Avg Unit Cost Accrued Income	Tax Cost	Unrealized Gain/Loss On Tax Cost
HUMANA INC SENIOR NT DTD 12/10/12 3.15% DUE 12/01/22 0696488.10	444859BA9 3.24% 585,000.0000	97.338 569,427.30	Level2 0.29%	100.77 1,535.63	589,531.70	-20,104.40
INTEL CORP SENIOR BD DTD 09/19/11 3.30% DUE 10/01/21 0696488.10	458140AJ9 3.27% 425,000.0000	100.967 429,109.75	Level2 0.22%	106.83 3,506.25	454,044.50	-24,934.75
KAISER FOUNDATION HOSPITALS SENIOR BD SER 2017 3/A4 DTD 5/3/2017 4.15000% DUE 5/1/2047 0696488.10	48305QAD5 4.10% 155,000.0000	101.265 156,960.75	Level2 0.08%	99.05 1,072.08	153,529.05	3,431.70
LOCKHEED MARTIN CORP SENIOR BD DTD 11/23/2015 3.55000% DUE 1/15/2026 0696488.10	539830BH1 3.61% 430,000.0000	98.278 422,595.40	Level2 0.21%	98.73 7,038.86	424,556.20	-1,960.80
MARATHON PETROLEUM CORP SENIOR BD DTD 9/5/2014 3.62500% DUE 9/15/2024 0696488.10	56585AAG7 3.71% 265,000.0000	97.664 258,809.60	Level2 0.13%	99.64 2,828.51	264,048.65	-5,239.05
MARTIN MARIETTA MATERIALS INC SENIOR BD DTD 12/20/2017 4.25000% DUE 12/15/2047	573284AU0 4.90% 86,666	86.666	Level2			





Account Statement

AIDEA/BARROW HANLEY FAO:AIDEA PRI USD

June 01, 2018 - June 30, 2018

Detailed Schedule of Holdings - Principal Assets (Continued)

Base Currency: USD						
Security Description Portfolio Number	Asset Number Yield on Market Units/Par	Unit Price Price Date Market Value	FV Level* % of MV	Avg Unit Cost Accrued Income	Tax Cost	Unrealized Gain/Loss On Tax Cost
0696488.10	350,000.0000	303.331.00	0.15%	99.68 661.11	348,883.50	-45,552.50
MPLX L P SENIOR BD DTD 2/10/2017 5.20000% DUE 3/1/2047	55336VAL4 5.23%	99.362	Level2			
0696488.10	160,000.0000	158,979.20	0.08%	99.30 2,773.33	158,886.40	92.80
MPLX L P SENIOR NT SER WI DTD 6/1/2016 4.87500% DUE 12/1/2024	55336VAG5 4.73%	103.097	Level2			
0696488.10	310,000.0000	319,600.70	0.16%	102.17 1,259.38	316,714.60	2,886.10
NISOURCE FINANCE CORP SENIOR NT DTD 5/22/2017 3.49000% DUE 5/15/2027	654730BE2 3.65%	95.621	Level2			
0696488.10	250,000.0000	239,052.50	0.12%	99.98 1,114.86	249,960.00	-10,907.50
NORTHROP GRUMMAN CORP SENIOR BD DTD 2/6/2015 3.85000% DUE 4/15/2045	666807BJ0 4.24%	90.725	Level2			
0696488.10	550,000.0000	498,987.50	0.25%	99.97 4,470.28	549,851.50	-50,864.00
NUCOR CORP SENIOR BD DTD 07/29/13 4.00% DUE 08/01/23	670346AM7 3.93%	101.727	Level2			
0696488.10	260,000.0000	264,490.20	0.13%	103.80 4,333.33	269,882.60	-5,392.40
NUCOR CORP SENIOR NT DTD 09/21/10 4.125% DUE 09/15/22	670346AL9 4.02%	102.692	Level2			



Account Statement

AIDEA/BARROW HANLEY FAO:AIDEA PRI USD

June 01, 2018 - June 30, 2018

Detailed Schedule of Holdings - Principal Assets (Continued)

Base Currency: USD						
Security Description Portfolio Number	Asset Number Yield on Market Units/Par	Unit Price Price Date Market Value	FV Level* % of MV	Avg Unit Cost Accrued Income	Tax Cost	Unrealized Gain/Loss On Tax Cost
0696488.10	250,000.0000	256,730.00	0.13%	103.30 3,036.46	258,245.00	-1,515.00
ONEOK INC SENIOR BD DTD 7/2/2018 4.55000% DUE 7/15/2028	682680AU7 4.51%	100.879	Level2			
0696488.10	370,000.0000	373,252.30	0.19%	99.73 0.00	368,989.90	4,262.40
ORACLE CORP SENIOR NT DTD 5/5/2015 2.50000% DUE 5/15/2022	68389XBB0 2.57%	97.372	Level2			
0696488.10	550,000.0000	535,546.00	0.27%	98.99 1,756.94	544,428.50	-8,882.50
PHILIP MORRIS INTL INC SENIOR BD DTD 03/04/13 2.625% DUE 03/06/23	718172AV1 2.74%	95.779	Level2			
0696488.10	345,000.0000	330,437.55	0.17%	99.37 2,892.97	342,836.85	-12,399.30
PHILLIPS 66 SENIOR NT DTD 10/01/12 4.30% DUE 04/01/22	718546AC8 4.18%	102.993	Level2			
0696488.10	235,000.0000	242,033.55	0.12%	104.04 2,526.25	244,501.05	-2,467.50
PHILLIPS 66 PARTNERS L P SENIOR BD DTD 10/13/2017 3.75000% DUE 3/1/2028	718549AF5 4.01%	93.459	Level2			
0696488.10	260,000.0000	242,993.40	0.12%	99.62 3,250.00	259,012.00	-16,018.60





Account Statement

AIDEA/BARROW HANLEY FAO:AIDEA PRI USD

June 01, 2018 - June 30, 2018

Detailed Schedule of Holdings - Principal Assets (Continued)

Base Currency: USD

Security Description Portfolio Number	Asset Number Yield on Market Units/Par	Unit Price Price Date Market Value	FV Level* % of MV	Avg Unit Cost Accrued Income	Tax Cost	Unrealized Gain/Loss On Tax Cost
PHILLIPS 66 PARTNERS LP SENIOR NT DTD 10/14/2016 3.55000% DUE 10/1/2026 0696488.10	718549AD0 3.80%	93.512	Level2	99.90 1,686.25	189,811.90	-12,139.10
QUALCOMM INC SENIOR NT DTD 5/20/2015 3.00000% DUE 5/20/2022 0696488.10	747525AE3 3.05%	98.493	Level2	99.96 888.33	259,901.20	-3,819.40
QUALCOMM INC SENIOR NT DTD 5/26/2017 2.10000% DUE 5/20/2020 0696488.10	747525AP8 2.10%	99.918	Level2	98.41 1,827.29	172,212.25	2,644.25
SPECTRA ENERGY PARTNERS LP SENIOR NT DTD 10/17/2016 3.37500% DUE 10/15/2026 0696488.10	84756NAH2 3.66%	92.132	Level2	99.87 1,567.50	219,703.00	-17,012.60
STANLEY BLACK & DECKER INC JUNIOR SUB NT DTD 11/17/2015 2.45100% DUE 11/17/2018 0696488.10	854502AB7 2.45%	99.871	Level2	100.00 1,767.44	590,000.00	-761.10





Account Statement

AIDEA/BARROW HANLEY FAO:AIDEA PRI USD

June 01, 2018 - June 30, 2018

Detailed Schedule of Holdings - Principal Assets (Continued)

Base Currency: USD

Security Description Portfolio Number	Asset Number Yield on Market Units/Par	Unit Price Price Date Market Value	FV Level* % of MV	Avg Unit Cost Accrued Income	Tax Cost	Unrealized Gain/Loss On Tax Cost
SUNOCO LOGISTICS PARTNER SENIOR NT DTD 4/3/2014 4.25000% DUE 4/1/2024 0696488.10	86765BANG 4.29% 155,000.0000	99.054 153,533.70	Level2 0.08%	101.77 1,646.88	157,746.60	-4,212.90
TC PIPELINES LP SENIOR NT DTD 5/25/2017 3.90000% DUE 5/25/2027 0696488.10	87233QAC2 4.15% 185,000.0000	94.023 173,942.55	Level2 0.09%	100.00 721.50	185,000.00	-11,057.45
UNITED TECHNOLOGIES CORP SENIOR NT DTD 5/4/2017 1.90000% DUE 5/4/2020 0696488.10	913017CM9 1.94% 470,000.0000	98.087 461,008.90	Level2 0.23%	99.95 1,413.92	469,769.70	-8,760.80
UNITEDHEALTH GROUP INC SENIOR BD DTD 10/22/12 3.95% DUE 10/15/42 0696488.10	91324PCA8 4.17% 330,000.0000	94.770 312,741.00	Level2 0.16%	98.69 2,751.83	325,690.20	-12,949.20
UNITEDHEALTH GROUP INC SENIOR NT DTD 02/28/13 1.625% DUE 03/15/19 0696488.10	91324PCB6 1.64% 435,000.0000	99.269 431,820.15	Level2 0.22%	96.56 2,081.35	420,036.00	11,784.15
VALERO ENERGY CORP SENIOR NT DTD 6/1/2018 4.35000% DUE 6/1/2028 0696488.10	91913YAV2 4.37% 250,000.0000	99.558 248,895.00	Level2 0.13%	99.91 906.25	249,780.00	-885.00



Detailed Schedule of Holdings - Principal Assets (Continued)

Base Currency: USD

Security Description Portfolio Number	Asset Number Yield on Market Units/Par	Unit Price Price Date Market Value	FV Level* % of MV	Avg Unit Cost Accrued Income	Tax Cost	Unrealized Gain/Loss On Tax Cost
WALMART INC SENIOR NT DTD 6/27/2018 3.40000% DUE 6/26/2023 0696488.10	931142EK5 3.37% 1,070,000.0000	100.744 1,077,960.80	Level2 0.55%	99.97 404.22	1,069,711.10	8,249.70
ZIMMER HOLDINGS INC SENIOR BD DTD 3/19/2015 3.55000% DUE 4/1/2025 0696488.10	98956PAF9 3.73% 455,000.0000	95.191 433,119.05	Level2 0.22%	98.69 4,038.13	449,053.80	-15,934.75
ZOETIS INC SENIOR NT DTD 9/12/2017 3.00000% DUE 9/12/2027 0696488.10	98978VAL7 3.24% 360,000.0000	92.497 332,989.20	Level2 0.17%	99.44 3,270.00	357,998.40	-25,009.20
Total Industrial		18,877,658.25	9.55%	N/A 118,577.85	19,280,557.33	-402,899.08
Utilities						
CONSOLIDATED EDISON CO N Y INC SENIOR DEB DTD 11/24/2014 4.62500% DUE 12/1/2054 0696488.10	209111FF5 4.50% 180,000.0000	102.686 184,834.80	Level2 0.09%	99.75 693.75	179,541.00	5,293.80
DELMARVA PWR & LIGHT CO NOTE DTD 11/15/2013 3.50000% DUE 11/15/2023	247109BS9 3.50% 99.946	99.946	Level2			





Account Statement

AIDEA/BARROW HANLEY FAO:AIDEA PRI USD

June 01, 2018 - June 30, 2018

Detailed Schedule of Holdings - Principal Assets (Continued)

Base Currency: USD

Security Description Portfolio Number	Asset Number Yield on Market Units/Par	Unit Price Price Date Market Value	FV Level* % of MV	Avg Unit Cost Accrued Income	Tax Cost	Unrealized Gain/Loss On Tax Cost
0696488.10	390,000.0000	389,789.40	0.20%	102.13 1,744.17	398,314.80	-8,525.40
DOMINION ENERGY INC JUNIOR SUB NT STEP UP DTD 5/18/2017 2.57900% DUE 7/1/2020	25746UCT4 2.62%	98.533	Level2			
0696488.10	310,000.0000	305,452.30	0.15%	100.10 3,997.45	310,319.30	-4,867.00
DUKE ENERGY CORP SENIOR BD DTD 08/25/11 3.55% DUE 09/15/21	26441CAF2 3.54%	100.410	Level2			
0696488.10	630,000.0000	632,583.00	0.32%	106.89 6,585.25	673,413.30	-40,830.30
DUKE ENERGY PROGRESS INC BOND DTD 11/20/2014 4.15000% DUE 12/1/2044	26442RAD3 4.21%	98.689	Level2			
0696488.10	415,000.0000	409,559.35	0.21%	99.66 1,435.21	413,580.70	-4,021.35
EDISON INTERNATIONAL SENIOR NT DTD 3/9/2016 2.95000% DUE 3/15/2023	281020AJ6 3.07%	96.068	Level2			
0696488.10	300,000.0000	288,204.00	0.15%	99.96 2,605.83	299,868.00	-11,664.00
ENTERGY LOUISIANA LLC NOTE DTD 3/23/2018 4.00000% DUE 3/15/2033	29364WBA5 4.00%	100.092	Level2			
0696488.10	272,000.0000	272,250.24	0.14%	99.84 2,961.78	271,575.68	674.56





Account Statement

AIDEA/BARROW HANLEY FAO:AIDEA PRI USD

June 01, 2018 - June 30, 2018

Detailed Schedule of Holdings - Principal Assets (Continued)

Base Currency: USD

Security Description Portfolio Number	Asset Number Yield on Market Units/Par	Unit Price Price Date Market Value	FV Level* % of MV	Avg Unit Cost Accrued Income	Tax Cost	Unrealized Gain/Loss On Tax Cost
FLORIDA POWER & LIGHT CO BOND DTD 2/28/2018 3.95000% DUE 3/1/2048 0696488.10	341081FQ5 4.03% 205,000.0000	98.112 201,129.60	Level2 0.10%	101.20 2,766.65	207,457.95	-6,328.35
GEORGIA POWER CO SENIOR NT SER A DTD 12/4/2015 1.95000% DUE 12/1/2018 0696488.10	373334KD2 1.96% 235,000.0000	99.591 234,038.85	Level2 0.12%	99.91 381.88	234,795.55	-756.70
MIDAMERICAN ENERGY CO BOND DTD 2/1/2017 3.10000% DUE 5/1/2027 0696488.10	595620AQ8 3.22% 435,000.0000	96.235 418,622.25	Level2 0.21%	99.97 2,247.50	434,860.80	-16,238.55
MIDAMERICAN ENERGY HLDGS CO SENIOR BD DTD 10/01/06 6.125% DUE 04/01/36 0696488.10	59562VAM9 4.97% 181,000.0000	123.330 223,227.30	Level2 0.11%	125.37 2,771.56	226,919.70	-3,692.40
NATIONAL FUEL GAS CO SENIOR NT DTD 9/27/2017 3.95000% DUE 9/15/2027 0696488.10	636180BNO 4.16% 475,000.0000	94.939 450,960.25	Level2 0.23%	99.32 5,524.51	471,755.75	-20,795.50
NEVADA POWER CO NOTE SER BB DTD 4/12/2018 2.75000% DUE 4/15/2020	641423CB2 2.75% 99.866	99.866	Level2			





Account Statement

AIDEA/BARROW HANLEY FAO:AIDEA PRI USD

June 01, 2018 - June 30, 2018

Detailed Schedule of Holdings - Principal Assets (Continued)

Detailed Schedule of Holdings - Principal Assets (Continued)							Base Currency: USD
Security Description Portfolio Number	Asset Number Yield on Market Units/Par	Unit Price Price Date Market Value	FV Level* % of MV	Avg Unit Cost Accrued Income	Tax Cost	Unrealized Gain/Loss On Tax Cost	
0696488.10	205,000.0000	204,725.30	0.10%	99.98 1,237.12	204,954.90	-229.60	
NISOURCE FINANCE CORP SENIOR BD DTD 9/14/2017 3.95000% DUE 3/30/2048	654730BG7 4.27%	92.476	Level2				
0696488.10	360,000.0000	332,913.60	0.17%	99.89 3,594.50	359,611.20	-26,697.60	
SOUTHERN CO SENIOR NT SER B DTD 8/22/2014 2.15000% DUE 9/1/2019	842587CL9 2.17%	99.127	Level2				
0696488.10	360,000.0000	356,857.20	0.18%	99.77 2,580.00	359,164.80	-2,307.60	
SOUTHERN POWER CO SENIOR BD SER F DTD 11/16/2016 4.95000% DUE 12/15/2046	843646AU4 4.92%	100.560	Level2				
0696488.10	310,000.0000	311,736.00	0.16%	98.56 682.00	305,542.20	6,193.80	
SOUTHERN POWER CO SENIOR BD DTD 11/17/2015 4.15000% DUE 12/1/2025	843646AM2 4.14%	100.155	Level2				
0696488.10	300,000.0000	300,465.00	0.15%	101.03 1,037.50	303,084.00	-2,619.00	
UNION ELECTRIC CO SENIOR NT DTD 06/19/08 6.70% DUE 02/01/19	906548CG5 6.56%	102.103	Level2				
0696488.10	565,000.0000	576,881.95	0.29%	126.99 15,772.92	717,510.45	-140,628.50	





Account Statement

AIDEA/BARROW HANLEY FAO:AIDEA PRI USD

June 01, 2018 - June 30, 2018

Detailed Schedule of Holdings - Principal Assets (Continued)

Base Currency: USD						
Security Description Portfolio Number	Asset Number Yield on Market Units/Par	Unit Price Price Date Market Value	FV Level* % of MV	Avg Unit Cost Accrued Income	Tax Cost	Unrealized Gain/Loss On Tax Cost
WISCONSIN ENERGY CORP SENIOR BD DTD 6/10/2015 3.55000% DUE 6/15/2025 0696488.10	976657ALO 3.62% 370,000.0000	98.199 363,336.30	Level2 0.18%	99.98 583.78	369,937.10	-6,600.80
Total Utilities		6,457,566.69	3.27%	N/A 59,203.36	6,742,207.18	-284,640.49
Miscellaneous						
ABBVIE INC SENIOR BD DTD 5/12/2016 3.20000% DUE 5/14/2026 0696488.10	00287YAV5 3.43% 345,000.0000	93.375 322,143.75	Level2 0.16%	94.26 1,441.33	325,207.35	-3,063.60
ABBVIE INC SENIOR BD DTD 5/12/2016 4.30000% DUE 5/14/2036 0696488.10	00287YAV1 4.51% 310,000.0000	95.385 295,693.50	Level2 0.15%	105.93 1,740.31	328,389.20	-32,695.70
AMAZON.COM INC SENIOR BD DTD 2/22/2018 3.87500% DUE 8/22/2037 0696488.10	023135BF2 3.97% 270,000.0000	97.611 263,549.70	Level2 0.13%	99.75 3,749.06	269,327.70	-5,778.00
ANHEUSER-BUSCH INBEV FIN INC SENIOR BD DTD 1/25/2016 3.65000% DUE 2/1/2026	035242AP1 3.73% 97.894		Level2			





Account Statement

AIDEA/BARROW HANLEY FAO:AIDEA PRI USD

June 01, 2018 - June 30, 2018

Detailed Schedule of Holdings - Principal Assets (Continued)

Base Currency: USD

Security Description Portfolio Number	Asset Number Yield on Market Units/Par	Unit Price Price Date Market Value	FV Level* % of MV	Avg Unit Cost Accrued Income	Tax Cost	Unrealized Gain/Loss On Tax Cost
0696488.10	620,000.0000	606,942.80	0.31%	99.83 9,429.17	618,964.60	-12,021.80
ANHEUSER-BUSCH INBEV FIN INC SENIOR NT DTD 1/25/2016 2.650000% DUE 2/1/2021	035242AJ5 2.69%	98.622	Level2			
0696488.10	620,000.0000	611,456.40	0.31%	99.69 6,845.83	618,059.40	-6,603.00
ANTHEM INC SENIOR NT DTD 11/21/2017 2.500000% DUE 11/21/2020	036752AE3 2.54%	98.303	Level2			
0696488.10	330,000.0000	324,399.90	0.16%	99.82 916.67	329,412.60	-5,012.70
AT&T INC SENIOR NT DTD 10/1/2015 4.450000% DUE 4/1/2024	00206RDC3 4.41%	100.956	Level2			
0696488.10	300,000.0000	302,868.00	0.15%	109.24 3,337.50	327,721.50	-24,853.50
AT&T INC SENIOR BD DTD 3/15/2016 6.350000% DUE 3/15/2040	00206RDE9 5.86%	108.382	Level2			
0696488.10	225,000.0000	243,859.50	0.12%	118.72 4,206.88	267,122.25	-23,262.75
AT&T INC SENIOR BD DTD 5/4/2015 4.500000% DUE 5/15/2035	00206RCP5 4.87%	92.494	Level2			
0696488.10	395,000.0000	365,351.30	0.18%	99.71 2,271.25	393,858.45	-28,507.15





Account Statement

AIDEA/BARROW HANLEY FAO:AIDEA PRI USD

June 01, 2018 - June 30, 2018

Detailed Schedule of Holdings - Principal Assets (Continued)

Base Currency: USD						
Security Description Portfolio Number	Asset Number Yield on Market Units/Par	Unit Price Price Date Market Value	FV Level* % of MV	Avg Unit Cost Accrued Income	Tax Cost	Unrealized Gain/Loss On Tax Cost
BAXALTA INC SENIOR NT DTD 12/23/2015 4.00000% DUE 6/23/2025	07177MAB9 4.09%	97.897	Level2			
0696488.10	315,000.0000	308,375.55	0.16%	99.32 280.00	312,870.60	-4,495.05
BROADRIDGE FINANCIAL SOLUTIONS INC SENIOR NT DTD 6/27/2016 3.40000% DUE 6/27/2026	11133TAC7 3.59%	94.790	Level2			
0696488.10	315,000.0000	298,588.50	0.15%	99.59 119.00	313,705.35	-15,116.85
BURLINGTON NORTH SANTA FE SENIOR DEB DTD 8/20/2015 3.65000% DUE 9/1/2025	12189LAY7 3.64%	100.309	Level2			
0696488.10	265,000.0000	265,818.85	0.13%	99.78 3,224.17	264,422.30	1,396.55
COMCAST CORP SENIOR BD DTD 2/23/2016 3.15000% DUE 3/1/2026	20030NBS9 3.35%	93.904	Level2			
0696488.10	300,000.0000	281,712.00	0.14%	99.81 3,150.00	299,436.00	-17,724.00
COMCAST CORP SENIOR BD DTD 2/8/2018 3.90000% DUE 3/1/2038	20030NCJ8 4.30%	90.747	Level2			
0696488.10	340,000.0000	308,539.80	0.16%	99.52 5,267.17	338,351.00	-29,811.20
CVS HEALTH CORP SENIOR BD DTD 3/9/2018 5.05000% DUE 3/25/2048	126650CZ1 4.96%	101.770	Level2			





Account Statement

AIDEA/BARROW HANLEY FAO:AIDEA PRI USD

June 01, 2018 - June 30, 2018

Detailed Schedule of Holdings - Principal Assets (Continued)

Base Currency: USD

Security Description Portfolio Number	Asset Number Yield on Market Units/Par	Unit Price Price Date Market Value	FV Level* % of MV	Avg Unit Cost Accrued Income	Tax Cost	Unrealized Gain/Loss On Tax Cost
0696488.10	205,000.0000	208,628.50	0.11%	99.43 3,220.78	203,831.50	4,797.00
CVS HEALTH CORP SENIOR NT DTD 5/25/2016 2.125000% DUE 6/1/2021	126650CT5 2.21%	96.129	Level2			
0696488.10	375,000.0000	360,483.75	0.18%	100.22 664.06	375,832.50	-15,348.75
DOLLAR GENERAL CORP SENIOR BD DTD 4/10/2018 4.125000% DUE 5/1/2028	256677AF2 4.21%	98.050	Level2			
0696488.10	205,000.0000	201,002.50	0.10%	99.90 1,902.66	204,792.95	-3,790.45
DOLLAR TREE INC SENIOR NT DTD 4/19/2018 3.700000% DUE 5/15/2023	256746AF5 3.73%	99.103	Level2			
0696488.10	340,000.0000	336,950.20	0.17%	99.81 2,516.00	339,367.60	-2,417.40
EBAY INC SENIOR NT DTD 6/6/2017 2.150000% DUE 6/5/2020	278642AR4 2.19%	98.250	Level2			
0696488.10	335,000.0000	329,137.50	0.17%	99.90 520.18	334,661.65	-5,524.15
HOME DEPOT INC SENIOR NT DTD 9/15/2015 3.350000% DUE 9/15/2025	437076BK7 3.40%	98.430	Level2			
0696488.10	285,000.0000	280,525.50	0.14%	99.86 2,811.21	284,592.45	-4,066.95





Account Statement

AIDEA/BARROW HANLEY FAO:AIDEA PRI USD

June 01, 2018 - June 30, 2018

Detailed Schedule of Holdings - Principal Assets (Continued)

Detailed Schedule of Holdings - Principal Assets (Continued)							Base Currency: US\$
Security Description Portfolio Number	Asset Number Yield on Market Units/Par	Unit Price Price Date Market Value	FV Level* % of MV	Avg Unit Cost Accrued Income	Tax Cost	Unrealized Gain/Loss On Tax Cost	
KRAFT HEINZ FOODS CO SENIOR BD DTD 7/15/2016 5.00000% DUE 7/15/2035 0696488.10	50077LALO 5.08%	98.511	Level2	99.05 7,377.78	316,956.80	-1,721.60	
MICROSOFT CORP SENIOR BD DTD 11/3/2015 4.45000% DUE 11/3/2045 0696488.10	594918BL7 4.14%	107.489	Level2	99.26 3,692.26	511,200.80	42,367.55	
O REILLY AUTOMOTIVE INC SENIOR BD DTD 5/17/2018 4.35000% DUE 6/1/2028 0696488.10	67103HAG2 4.38%	99.325	Level2	99.73 2,552.00	478,713.60	-1,953.60	
ORACLE CORP SENIOR BD DTD 7/8/2014 4.30000% DUE 7/8/2034 0696488.10	68389XAV7 4.22%	101.937	Level2	100.87 11,365.14	554,790.50	5,863.00	
RELX CAPITAL INC SENIOR NT DTD 3/16/2018 3.50000% DUE 3/16/2023 0696488.10	74949LAB8 3.54%	98.942	Level2	99.58 2,143.75	209,113.80	-1,335.60	



Account Statement

AIDEA/BARROW HANLEY FAO:AIDEA PRI USD

June 01, 2018 - June 30, 2018

Detailed Schedule of Holdings - Principal Assets (Continued)

Base Currency: USD

Security Description Portfolio Number	Asset Number Yield on Market Units/Par	Unit Price Price Date Market Value	FV Level* % of MV	Avg Unit Cost Accrued Income	Tax Cost	Unrealized Gain/Loss On Tax Cost
REYNOLDS AMERICAN INC SENIOR BD SER 144A DTD 6/12/2015 5.85000% DUE 8/15/2045 0696488.10	7617138B1 5.36% 175,000.0000	109.169 191,045.75	Level2 0.10%	99.48 3,867.50	174,083.00	16,962.75
SOUTHWEST AIRLINES CO SENIOR NT DTD 11/5/2015 2.65000% DUE 11/5/2020 0696488.10	844741BB3 2.69% 275,000.0000	98.647 271,279.25	Level2 0.14%	101.44 1,133.61	278,968.25	-7,689.00
UNION PACIFIC CORP SENIOR BD DTD 9/19/2017 4.10000% DUE 9/15/2067 0696488.10	907818ER5 4.67% 345,000.0000	87.737 302,692.65	Level2 0.15%	99.85 4,164.92	344,489.40	-41,796.75
VENTAS REALTY L P/CAP CORP SENIOR BD DTD 09/26/13 5.70% DUE 09/30/43 0696488.10	92277GAB3 5.17% 230,000.0000	110.314 253,722.20	Level2 0.13%	99.63 3,313.92	229,144.40	24,577.80
VERIZON COMMUNICATIONS INC SENIOR NT DTD 3/16/2017 4.12500% DUE 3/16/2027 0696488.10	92343VDY7 4.17% 625,000.0000	98.964 618,525.00	Level2 0.31%	99.26 7,519.53	620,350.00	-1,825.00
Total Miscellaneous		10,267,287.60	5.20%	N/A 104,743.64	10,467,737.50	-200,449.90



Detailed Schedule of Holdings - Principal Assets (Continued)

Base Currency: USD

Security Description Portfolio Number	Asset Number Yield on Market Units/Par	Unit Price Price Date Market Value	FV Level* % of MV	Avg Unit Cost Accrued Income	Tax Cost	Unrealized Gain/Loss On Tax Cost
Total Fixed Rate Bonds		57,160,620.09	28.93%	N/A 492,579.99	58,566,282.21	-1,405,662.12
Variable Rate Finance						
JPMORGAN CHASE & CO SENIOR BD DTD 2/1/2017 FL RT% DUE 2/1/2028 0696488.10	46625HRY8 3.88% 560,000.0000	97.566 546,369.60	Level2 0.28%	100.00 8,775.91	560,000.00	-13,630.40
Total Finance		546,369.60	0.28%	N/A 8,775.91	560,000.00	-13,630.40
Total Variable Rate		546,369.60	0.28%	N/A 8,775.91	560,000.00	-13,630.40
Variable Medium Term Nts Finance						
AMERICAN HONDA FINANCE CORP MED TERM NT SER A DTD 2/23/2016 1.70000% DUE 2/22/2019 0696488.10	02665WBA8 1.71% 520,000.0000	99.439 517,082.80	Level2 0.26%	99.98 3,167.67	519,896.00	-2,813.20
CATERPILLAR FINANCIAL SVCS CORP MED TERM NT SER H DTD 5/18/2016 1.35000% DUE 5/18/2019 0696488.10	14912L6R7 1.37% 435,000.0000	98.845 429,975.75	Level2 0.22%	98.74 701.44	429,510.30	465.45



Account Statement

AIDEA/BARROW HANLEY FAO:AIDEA PRI USD

June 01, 2018 - June 30, 2018

Detailed Schedule of Holdings - Principal Assets (Continued)

Base Currency: USD						
Security Description Portfolio Number	Asset Number Yield on Market Units/Par	Unit Price Price Date Market Value	FV Level* % of MV	Avg Unit Cost Accrued Income	Tax Cost	Unrealized Gain/Loss On Tax Cost
JOHN DEERE CAPITAL CORP MED TERM NT SER G DTD 6/22/2017 1.95000% DUE 6/22/2020 0696488.10	24422ETS8 1.99%	97.837	Level2			
	530,000.0000	518,536.10	0.26%	100.05 258.38	530,246.45	-11,710.35
JOHN DEERE CAPITAL CORP MED TERM NT DTD 9/8/2017 2.15000% DUE 9/8/2022 0696488.10	24422ETV1 2.26%	95.169	Level2			
	355,000.0000	337,849.95	0.17%	95.99 2,395.76	340,775.15	-2,925.20
PACCAR FINANCIAL CORP MED TERM NT DTD 5/10/2016 1.30000% DUE 5/10/2019 0696488.10	69371RN28 1.32%	98.844	Level2			
	220,000.0000	217,456.80	0.11%	99.94 405.17	219,870.20	-2,413.40
PACCAR FINANCIAL CORP MED TERM NT DTD 9/15/2014 2.20000% DUE 9/15/2019 0696488.10	69371RM29 2.21%	99.441	Level2			
	250,000.0000	248,602.50	0.13%	101.97 1,619.44	254,925.00	-6,322.50
TOYOTA MOTOR CREDIT CORP MED TERM NT SER B DTD 7/18/2014 2.12500% DUE 7/18/2019 0696488.10	89236TBP9 2.14%	99.391	Level2			
	1,105,000.0000	1,098,270.55	0.56%	100.52 10,631.79	1,110,691.75	-12,421.20
Total Finance		3,367,774.45	1.70%	N/A 19,179.65	3,405,914.85	-38,140.40



Account Statement

AIDEA/BARROW HANLEY FAO:AIDEA PRI USD

June 01, 2018 - June 30, 2018

Detailed Schedule of Holdings - Principal Assets (Continued)

Base Currency: USD

Security Description Portfolio Number	Asset Number Yield on Market Units/Par	Unit Price Price Date Market Value	FV Level* % of MV	Avg Unit Cost Accrued Income	Tax Cost	Unrealized Gain/Loss On Tax Cost
Total Variable Medium Term Nts		3,367,774.45	1.70%	N/A 19,179.65	3,405,914.85	-38,140.40
Medium Term Notes						
Miscellaneous						
MCDONALDS CORP MED TERM NT DTD 12/9/2015 3.70000% DUE 1/30/2026	58013MEY6 3.73%	99.285	Level2			
0696488.10	595,000.0000	590,745.75	0.30%	99.68 9,234.07	593,072.20	-2,326.45
Total Miscellaneous		590,745.75	0.30%	N/A 9,234.07	593,072.20	-2,326.45
Total Medium Term Notes		590,745.75	0.30%	N/A 9,234.07	593,072.20	-2,326.45
Asset Backed						
Miscellaneous						
ANHEUSER-BUSCH INBEV WORLDWIDE INC SENIOR BD DTD 4/4/2018 4.37500% DUE 4/15/2038	035240AM2 4.51%	97.080	Level2			
0696488.10	145,000.0000	140,766.00	0.07%	98.56 1,533.07	142,904.75	-2,138.75
Total Miscellaneous		140,766.00	0.07%	N/A 1,533.07	142,904.75	-2,138.75
Total Asset Backed		140,766.00	0.07%	N/A 1,533.07	142,904.75	-2,138.75
Total Corporate Bonds		62,149,751.39	31.45%	N/A 536,871.13	63,613,270.91	-1,463,519.52
Corporate Mortgage Back						





Account Statement

AIDEA/BARROW HANLEY FAO:AIDEA PRI USD

June 01, 2018 - June 30, 2018

Detailed Schedule of Holdings - Principal Assets (Continued)

Base Currency: USD

Security Description Portfolio Number	Asset Number Yield on Market Units/Par	Unit Price Price Date Market Value	FV Level* % of MV	Avg Unit Cost Accrued Income	Tax Cost	Unrealized Gain/Loss On Tax Cost
Asset Backed						
Auto						
ALLY AUTO RECEIVABLES TRUST ABS 2017-4 A3 SEQ PYR DTD 8/23/2017 1.75000% DUE 12/15/2021	02007FAC9 1.77%	98.649	Level2			
0696488.10	1,075,000.0000	1,060,476.75	0.54%	100.00 836.11	1,074,986.13	-14,509.38
AMERICREDIT AUTO RECEIVABLES TRUST ABS SEQ PYR 2016-4 A3 DTD 10/13/2016 1.53000% DUE 7/8/2021	03065TAD4 1.54%	99.275	Level2			
0696488.10	415,000.0000	411,990.01	0.21%	100.00 405.66	414,981.41	-2,991.40
AMERICREDIT AUTO RECEIVABLES TRUST ABS 2017-3 A3 SEQ PYR DTD 8/16/2017 1.90000% DUE 3/18/2022	03065HAD0 1.93%	98.533	Level2			
0696488.10	670,000.0000	660,168.42	0.33%	99.98 459.70	669,882.88	-9,714.46
BMW VEHICLE LEASE TRUST ABS SEQ PYR 2017-2 A3 DTD 10/25/2017 2.07000% DUE 10/20/2020	05584PAD9 2.09%	98.965	Level2			
0696488.10	675,000.0000	668,015.78	0.34%	100.00 426.94	674,999.46	-6,983.68
FORD CREDIT AUTO LEASE TRUST ABS SEQ PYR 2017-B A3 DTD 10/30/2017 2.03000% DUE 12/15/2020	34531DAD0 2.05%	98.983	Level2			





Account Statement

AIDEA/BARROW HANLEY FAO:AIDEA PRI USD

June 01, 2018 - June 30, 2018

Detailed Schedule of Holdings - Principal Assets (Continued)

Base Currency: USD

Security Description Portfolio Number	Asset Number Yield on Market Units/Par	Unit Price Price Date Market Value	FV Level* % of MV	Avg Unit Cost Accrued Income	Tax Cost	Unrealized Gain/Loss On Tax Cost
0696488.10	640,000.0000	633,491.84	0.32%	100.00 577.42	639,972.22	-6,480.38
FORD CREDIT AUTO OWNER TRUST ABS 2015-A B DTD 3/24/2015 2.03000% DUE 8/15/2020	345300AF7 2.04%	99.415	Level2			
0696488.10	850,000.0000	845,027.50	0.43%	99.98 766.89	849,862.64	-4,835.14
GM FINANCIAL AUTOMOBILE LEASING TRUST CMO SEQ PYR 2017-1 A3 DTD 3/15/2017 2.06000% DUE 5/20/2020	36253WAD9 2.07%	99.417	Level2			
0696488.10	1,010,000.0000	1,004,111.70	0.51%	100.00 635.74	1,009,953.84	-5,842.14
GM FINL SECURITIZED TERM AUTO REC TRUST CMO SEQ PYR 2018-1 A3 DTD 1/18/2018 2.32000% DUE 7/18/2022	36255PAD2 2.35%	98.731	Level2			
0696488.10	365,000.0000	360,367.06	0.18%	99.98 352.83	364,917.25	-4,550.19
NISSAN AUTO RECEIVABLES OWNER TRUST ABS SEQ PYR 2017-C A3 DTD 12/13/2017 2.12000% DUE 4/18/2022	65478HAD0 2.15%	98.632	Level2			
0696488.10	385,000.0000	379,734.74	0.19%	99.98 362.76	384,934.90	-5,200.16





Account Statement

AIDEA/BARROW HANLEY FAO:AIDEA PRI USD

June 01, 2018 - June 30, 2018

Detailed Schedule of Holdings - Principal Assets (Continued)

Base Currency: USD

Security Description Portfolio Number	Asset Number Yield on Market Units/Par	Unit Price Price Date Market Value	FV Level* % of MV	Avg Unit Cost Accrued Income	Tax Cost	Unrealized Gain/Loss On Tax Cost
WORLD OMNI AUTO RECEIVABLES TRUST ABS SEQ PYR 2017-B A3 DTD 8/2/2017 1.95000% DUE 2/15/2023 0696488.10	98161TAD7 1.99% 490,000.0000	97.901 479,716.86	Level2 0.24%	 99.97 424.67	 489,873.68	 -10,156.82
Total Auto		6,503,100.66	3.29%	N/A 5,248.72	6,574,364.41	-71,263.75
Credit Card						
CAPITAL ONE MULTI-ASSET EXECUTION TR ABS 2016-A3 A3 DTD 7/26/2016 1.34000% DUE 4/15/2022 0696488.10	14041NFE6 1.36% 1,130,000.0000	98.696 1,115,259.15	Level2 0.56%	 100.00 672.98	 1,129,992.09	 -14,732.94
CHASE ISSUANCE TRUST ABS 2016-A2 A DTD 6/17/2016 1.37000% DUE 6/15/2021 0696488.10	161571HC1 1.39% 985,000.0000	98.752 972,705.23	Level2 0.49%	 100.00 599.76	 984,997.64	 -12,292.41
Total Credit Card		2,087,964.38	1.06%	N/A 1,272.74	2,114,989.73	-27,025.35
Other Asset Backed						
JPMBB COMMERCIAL MTG SECS TRUST CMBS SEQ PYR 2013-Q12 ASB DTD 06/01/13 3.157% DUE 07/15/45 0696488.10	46639NAR2 3.15% 775,150.0216	100.079 775,759.29	Level2 0.39%	 103.27 2,039.29	 800,505.69	 -24,746.40





Account Statement

AIDEA/BARROW HANLEY FAO:AIDEA PRI USD

June 01, 2018 - June 30, 2018

Detailed Schedule of Holdings - Principal Assets (Continued)

Base Currency: USD

Security Description Portfolio Number	Asset Number Yield on Market Units/Par	Unit Price Price Date Market Value	FV Level* % of MV	Avg Unit Cost Accrued Income	Tax Cost	Unrealized Gain/Loss On Tax Cost
PUBLIC SERVICE NEW HAMPSHIRE ABS SEQ PYR 2018-1 A1 DTD 5/8/2018 3.09400% DUE 2/1/2026 0696488.10	69363PAA8 3.09% 525,000.0000	100.141 525,737.63	Level2 0.27%	100.00 2,391.40	524,988.45	749.18
Total Other Asset Backed		1,301,496.92	0.66%	N/A 4,430.69	1,325,494.14	-23,997.22
Miscellaneous						
WF-RBS COMMERCIAL MTG TRUST CMO SEQ PYR 2014-C19 A3 DTD 3/1/2014 3.66000% DUE 3/15/2047 0696488.10	92938VAN5 3.62% 650,000.0000	100.998 656,486.35	Level2 0.33%	103.00 1,982.50	669,483.09	-12,996.74
Total Miscellaneous		656,486.35	0.33%	N/A 1,982.50	669,483.09	-12,996.74
Total Asset Backed		10,549,048.31	5.34%	N/A 12,934.65	10,684,331.37	-135,283.06
US Government Agency Miscellaneous Agencies						
OVERSEAS PRIVATE INVESTMENT CORP BOND DTD 12/06/05 5.142% DUE 12/15/23 0696488.10	690353NL7 4.92% 408,062.3883	104.490 426,384.39	Level2 0.22%	100.00 912.29	408,062.40	18,321.99
Total Miscellaneous Agencies		426,384.39	0.22%	N/A 912.29	408,062.40	18,321.99
Total US Government Agency		426,384.39	0.22%	N/A 912.29	408,062.40	18,321.99
Total Corporate Mortgage Back		10,975,432.70	5.55%	N/A 13,846.94	11,092,393.77	-116,961.07



Account Statement

AIDEA/BARROW HANLEY FAO:AIDEA PRI USD

June 01, 2018 - June 30, 2018

Detailed Schedule of Holdings - Principal Assets (Continued)

Base Currency: USD

Security Description Portfolio Number	Asset Number Yield on Market Units/Par	Unit Price Price Date Market Value	FV Level* % of MV	Avg Unit Cost Accrued Income	Tax Cost	Unrealized Gain/Loss On Tax Cost
Government Mortgage Back						
Asset Backed						
Other Asset Backed						
SMALL BUSINESS ADMINISTRATION DEB SER 20-1 DTD 09/12/01 6.12% DUE 09/01/21 0696488.10	83162CLT8 5.99%	102.111	Level2			
	21,184.6457	21,631.85	0.01%	106.50 432.17	22,561.65	-929.80
Total Other Asset Backed		21,631.85	0.01%	N/A 432.17	22,561.65	-929.80
Total Asset Backed		21,631.85	0.01%	N/A 432.17	22,561.65	-929.80
GNMA						
GOVERNMENT NATL MTG ASSN POOL 723248 DTD 10/01/09 5.00% DUE 10/15/39 0696488.10	3620A9P96 4.68%	106.891	Level2			
	292,951.8680	313,138.08	0.16%	110.82 1,220.63	324,637.81	-11,499.73
GOVERNMENT NATL MTG ASSN POOL MA4778 DTD 10/1/2017 3.50000% DUE 10/20/2047 0696488.10	36179TJX4 3.48%	100.469	Level2			
	911,270.4458	915,542.03	0.46%	103.91 974.55	946,938.14	-31,396.11
GOVERNMENT NATL MTG ASSN POOL 783403 DTD 09/01/11 3.50% DUE 09/15/41 0696488.10	36241LX84 3.47%	100.813	Level2			
	616,067.6508	621,073.20	0.31%	105.25 1,796.86	648,411.23	-27,338.03





Account Statement

AIDEA/BARROW HANLEY FAO:AIDEA PRI USD

June 01, 2018 - June 30, 2018

Detailed Schedule of Holdings - Principal Assets (Continued)

Base Currency: USD

Security Description Portfolio Number	Asset Number Yield on Market Units/Par	Unit Price Price Date Market Value	FV Level** % of MV	Avg Unit Cost Accrued Income	Tax Cost	Unrealized Gain/Loss On Tax Cost
GOVERNMENT NATL MTG ASSN II POOL MA375 DTD 1/1/2016 3.00000% DUE 1/20/2046 0696488.10	36179RXC8 3.05% 1,429,815.0075	98.484 1,408,144.37	Level2 0.71%	101.28 3,574.54	1,448,134.52	-39,990.15
GOVERNMENT NATL MTG ASSN II POOL MA4963 DTD 1/1/2018 4.00000% DUE 1/20/2048 0696488.10	36179TQ01 3.90% 2,037,030.6135	102.578 2,089,547.81	Level2 1.06%	104.76 6,790.10	2,133,949.86	-44,402.05
GOVERNMENT NATL MTG ASSN II POOL MA4901 DTD 12/1/2017 4.00000% DUE 12/20/2047 0696488.10	36179TNS0 3.90% 1,809,738.6000	102.578 1,856,395.92	Level2 0.94%	105.06 6,032.46	1,901,356.62	-44,960.70
GOVERNMENT NATL MTG ASSN II POOL MA5021 DTD 2/1/2018 4.50000% DUE 2/20/2048 0696488.10	36179TSJ5 4.33% 1,009,249.9970	103.984 1,049,462.30	Level2 0.53%	105.05 3,784.69	1,060,185.58	-10,723.28
GOVERNMENT NATL MTG ASSN II POOL MA5138 DTD 4/1/2018 4.50000% DUE 4/20/2048 0696488.10	36179TV77 4.33% 726,099.0041	104.031 755,369.87	Level2 0.38%	104.47 2,722.87	758,546.54	-3,176.67
GOVERNMENT NATL MTG ASSN II POOL MA5194 DTD 5/1/2018 5.00000% DUE 5/20/2048 0696488.10	36179TXX8 4.76% 843,087.7312	105.125 886,295.98	Level2 0.45%	105.27 3,512.87	887,481.57	-1,185.59





Account Statement

AIDEA/BARROW HANLEY FAO:AIDEA PRI USD

June 01, 2018 - June 30, 2018

Detailed Schedule of Holdings - Principal Assets (Continued)

Base Currency: USD

Security Description Portfolio Number	Asset Number Yield on Market Units/Par	Unit Price Price Date Market Value	FV Level* % of MV	Avg Unit Cost Accrued Income	Tax Cost	Unrealized Gain/Loss On Tax Cost
GOVERNMENT NATL MTG ASSN II POOL MA3735 DTD 6/1/2016 3.00000% DUE 6/20/2046 0696488.10	36179SEG8 3.06% 574,798.8391	98.172 564,290.80	Level2 0.29%	104.77 1,437.00	602,236.50	-37,945.70
GOVERNMENT NATL MTG ASSN II POOL MA4652 DTD 8/1/2017 3.50000% DUE 8/20/2047 0696488.10	36179TEZ4 3.48% 650,609.8527	100.469 653,659.59	Level2 0.33%	104.30 1,897.61	678,591.15	-24,931.56
Total GNMA		11,112,919.95	5.62%	N/A 33,744.18	11,390,469.52	-277,549.57
FNMA						
FANNIE MAE POOL BC0167 DTD 1/1/2016 3.50000% DUE 1/1/2046 0696488.10	3140EUFH7 3.51% 1,487,010.0730	99.797 1,483,989.58	Level2 0.75%	104.13 4,337.11	1,548,349.29	-64,359.71
FANNIE MAE POOL AS8796 DTD 1/1/2017 3.00000% DUE /1/2047 0696488.10	3138WJX29 3.09% 2,051,306.3780	97.016 1,990,087.70	Level2 1.01%	96.73 5,128.27	1,984,158.15	5,929.55
FANNIE MAE POOL MA3278 DTD 1/1/2018 4.50000% DUE 2/1/2048 0696488.10	31418CUC6 4.31% 622,877.7389	104.500 650,907.24	Level2 0.33%	105.78 2,335.79	658,887.86	-7,980.62





Account Statement

AIDEA/BARROW HANLEY FAO-AIDEA PRI USD

June 01, 2018 - June 30, 2018

Detailed Schedule of Holdings - Principal Assets (Continued)

Base Currency: USD

Security Description Portfolio Number	Asset Number Yield on Market Units/Par	Unit Price Price Date Market Value	FV Level* % of MV	Avg Unit Cost Accrued Income	Tax Cost	Unrealized Gain/Loss On Tax Cost
FANNIE MAE POOL AS8299 DTD 10/1/2016 3.000000% DUE 11/1/2046 0696488.10	3138WJGH5 3.09% 966,604.7185	97.156 939,116.90	Level2 0.48%	99.28 2,416.51	959,657.24	-20,540.34
FANNIE MAE POOL CA0808 DTD 11/1/2017 4.000000% DUE 11/1/2047 0696488.10	3140Q73S4 3.92% 1,203,939.4114	102.156 1,229,899.35	Level2 0.62%	102.93 4,013.13	1,239,211.07	-9,311.72
FANNIE MAE POOL MA3212 DTD 11/1/2017 4.500000% DUE 12/1/2047 0696488.10	31418CSA3 4.31% 376,424.1855	104.438 393,128.01	Level2 0.20%	106.88 1,411.59	402,303.36	-9,175.35
FANNIE MAE POOL AL2877 DTD 12/01/12 3.50% DUE 01/01/28 0696488.10	3138EKFT7 3.44% 78,773.3058	101.609 80,041.06	Level2 0.04%	107.38 229.76	84,582.84	-4,541.78
FANNIE MAE POOL AL2752 DTD 12/1/2012 5.000000% DUE 3/1/2042 0696488.10	3138EKBW4 4.66% 325,240.6671	107.266 348,871.43	Level2 0.18%	111.02 1,355.17	361,067.95	-12,196.52





Account Statement

AIDEA/BARROW HANLEY FAO:AIDEA PRI USD

June 01, 2018 - June 30, 2018

Detailed Schedule of Holdings - Principal Assets (Continued)

Base Currency: USD						
Security Description Portfolio Number	Asset Number Yield on Market Units/Par	Unit Price Price Date Market Value	FV Level* % of MV	Avg Unit Cost Accrued Income	Tax Cost	Unrealized Gain/Loss On Tax Cost
FANNIE MAE POOL BE5041 DTD 12/1/2016 3.50000% DUE 11/1/2046	3140FOS73 3.51%	99.828	Level2			
0696488.10	452,923.7430	452,145.28	0.23%	103.11 1,321.03	467,006.85	-14,861.57
FANNIE MAE POOL BE5068 DTD 12/1/2016 4.00000% DUE 7/1/2046	3140FOT23 3.91%	102.172	Level2			
0696488.10	1,755,097.5888	1,793,216.11	0.91%	105.05 5,850.33	1,843,675.17	-50,459.06
FANNIE MAE POOL AS8947 DTD 2/1/2017 3.50000% DUE 3/1/2047	3138WJ5H7 3.51%	99.672	Level2			
0696488.10	475,177.6998	473,618.52	0.24%	102.89 1,385.94	488,913.29	-15,294.77
FANNIE MAE POOL BM3560 DTD 2/1/2018 4.00000% DUE 11/1/2044	3140J75W1 3.87%	103.328	Level2			
0696488.10	943,658.2782	975,064.41	0.49%	103.03 3,145.53	972,262.92	2,801.49
FANNIE MAE POOL MA1870 DTD 3/1/2014 4.50000% DUE 4/1/2034	31418BCG9 4.30%	104.641	Level2			
0696488.10	271,264.6035	283,852.98	0.14%	107.95 1,017.24	292,838.60	-8,985.62
FANNIE MAE POOL AS7003 DTD 3/1/2016 3.00000% DUE 4/1/2046	3138WGX90 3.09%	97.016	Level2			
0696488.10	855,907.0208	830,363.55	0.42%	103.16 2,139.77	882,926.75	-52,563.20





Account Statement

AIDEA/BARROW HANLEY FAO:AIDEA PRI USD

June 01, 2018 - June 30, 2018

Detailed Schedule of Holdings - Principal Assets (Continued)

Base Currency: USD

Security Description Portfolio Number	Asset Number Yield on Market Units/Par	Unit Price Price Date Market Value	FV Level* % of MV	Avg Unit Cost Accrued Income	Tax Cost	Unrealized Gain/Loss On Tax Cost
FANNIE MAE POOL MA3334 DTD 3/1/2018 4.50000% DUE 4/1/2048 0696488.10	31418CV43 4.31% 325,065.8202	104.391 339,338.24	Level2 0.17%	104.77 1,219.00	340,557.24	-1,219.00
FANNIE MAE POOL AD4062 DTD 04/01/10 5.00% DUE 05/01/40 0696488.10	31418RQ07 4.66% 1,026,858.8280	107.234 1,101,145.65	Level2 0.56%	109.13 4,278.58	1,120,559.73	-19,414.08
FANNIE MAE POOL AL0215 DTD 04/01/11 4.50% DUE 04/01/41 0696488.10	3138EGGZ1 4.28% 240,223.9200	105.219 252,760.61	Level2 0.13%	108.48 900.84	260,605.41	-7,844.80
FANNIE MAE POOL AS7170 DTD 4/1/2016 3.50000% DUE 5/1/2046 0696488.10	3138WGG64 3.51% 1,333,866.6558	99.844 1,331,782.49	Level2 0.67%	105.87 3,890.44	1,412,231.32	-80,448.83
FANNIE MAE POOL AS7242 DTD 4/1/2016 3.50000% DUE 5/1/2046 0696488.10	3138WHBL5 3.51% 2,188,250.4240	99.844 2,184,831.28	Level2 1.11%	105.89 6,382.40	2,317,152.05	-132,320.77
FANNIE MAE POOL AS9505 DTD 4/1/2017 3.00000% DUE 4/1/2032 0696488.10	3138WKR31 3.02% 459,650.8140	99.453 457,137.10	Level2 0.23%	103.12 1,149.13	474,014.90	-16,877.80





Account Statement

AIDEA/BARROW HANLEY FAO:AIDEA PRI USD

June 01, 2018 - June 30, 2018

Detailed Schedule of Holdings - Principal Assets (Continued)

Base Currency: USD

Security Description Portfolio Number	Asset Number Yield on Market Units/Par	Unit Price Price Date Market Value	FV Level* % of MV	Avg Unit Cost Accrued Income	Tax Cost	Unrealized Gain/Loss On Tax Cost
FANNIE MAE POOL AS9772 DTD 5/1/2017 3.50000% DUE 6/1/2037 0696488.10	3138WK2E4 3.46% 693,125.4644	101.109 700,814.83	Level2 0.35%	104.47 2,021.62	724,099.49	-23,284.66
FANNIE MAE POOL AD6929 DTD 06/01/10 5.00% DUE 06/01/40 0696488.10	31418UVX9 4.66% 65,248.9075	107.250 69,979.45	Level2 0.04%	109.59 271.87	71,508.72	-1,529.27
FANNIE MAE POOL AS5469 DTD 6/1/2015 4.00000% DUE 7/1/2045 0696488.10	3138WFCF1 3.90% 1,489,593.1780	102.438 1,525,902.01	Level2 0.77%	106.58 4,965.31	1,587,580.49	-61,678.48
FANNIE MAE POOL BC9468 DTD 6/1/2016 3.00000% DUE 6/1/2046 0696488.10	3140F5QW6 3.09% 1,108,965.8844	97.016 1,075,870.18	Level2 0.54%	103.64 2,772.41	1,149,339.19	-73,469.01
FANNIE MAE POOL AS7492 DTD 6/1/2016 4.00000% DUE 7/1/2046 0696488.10	3138WHKE1 3.91% 165,779.0505	102.188 169,405.47	Level2 0.09%	108.17 552.60	179,326.29	-9,920.82
FANNIE MAE POOL AS9988 DTD 6/1/2017 4.50000% DUE 7/1/2047 0696488.10	3138WLC27 4.32% 747,024.7932	104.203 778,423.18	Level2 0.39%	104.89 2,801.34	783,558.96	-5,135.78





Account Statement

AIDEA/BARROW HANLEY FAO:AIDEA PRI USD

June 01, 2018 - June 30, 2018

Detailed Schedule of Holdings - Principal Assets (Continued)

Base Currency: USD						
Security Description Portfolio Number	Asset Number Yield on Market Units/Par	Unit Price Price Date Market Value	FV Level* % of MV	Avg Unit Cost Accrued Income	Tax Cost	Unrealized Gain/Loss On Tax Cost
FANNIE MAE POOL AU1625 DTD 7/1/2013 3.50000% DUE 7/1/2043 0696488.10	3138X0YX0 3.49% 399,388.7621	100.156 400,012.81	Level2 0.20%	105.66 1,164.88	421,979.19	-21,966.38
FANNIE MAE POOL AS5597 DTD 7/1/2015 3.50000% DUE 8/1/2045 0696488.10	3138WFGF7 3.51% 913,564.5238	99.828 911,994.33	Level2 0.46%	104.03 2,664.56	950,392.58	-38,398.25
FANNIE MAE POOL AZ0832 DTD 7/1/2015 4.00000% DUE 7/1/2045 0696488.10	3138YR4S4 3.92% 1,704,632.4855	102.109 1,740,589.58	Level2 0.88%	106.42 5,682.11	1,814,101.85	-73,512.27
FANNIE MAE POOL AB6228 DTD 08/01/12 3.50% DUE 09/01/42 0696488.10	31417C4N2 3.49% 298,857.4820	100.281 299,698.02	Level2 0.15%	106.53 871.67	318,376.62	-18,678.60
FANNIE MAE POOL BH8279 DTD 8/1/2017 3.50000% DUE 9/1/2047 0696488.10	3140GXFV8 3.51% 895,653.7695	99.844 894,254.31	Level2 0.45%	99.55 2,612.32	891,595.34	2,658.97
FANNIE MAE POOL AS8074 DTD 9/1/2016 3.00000% DUE 10/1/2046 0696488.10	3138WH6L1 3.09% 443,343.1800	97.016 430,112.16	Level2 0.22%	96.75 1,108.36	428,934.64	1,177.52





Account Statement

AIDEA/BARROW HANLEY FAO:AIDEA PRI USD

June 01, 2018 - June 30, 2018

Detailed Schedule of Holdings - Principal Assets (Continued)

Base Currency: USD

Security Description Portfolio Number	Asset Number Yield on Market Units/Par	Unit Price Price Date Market Value	FV Level* % of MV	Avg Unit Cost Accrued Income	Tax Cost	Unrealized Gain/Loss On Tax Cost
Total FNMA		26,588,353.82	13.46%	N/A 81,396.61	27,431,755.35	-843,401.53
FHLMC						
FREDDIE MAC GOLD POOL G61281 DTD 1/1/2018 3.50000% DUE 1/1/2048 0696488.10	31335BM60 0.00% 1,059,188.4250	99.547 1,054,388.98	Level2 0.53%	99.45 0.00	1,053,313.25	1,075.73
FREDDIE MAC GOLD POOL Q49389 DTD 7/1/2017 3.50000% DUE 7/1/2047 0696488.10	3132WPNF0 3.52% 1,380,252.6051	99.563 1,374,214.00	Level2 0.70%	103.69 4,025.74	1,431,149.42	-56,935.42
Total FHLMC		2,428,602.98	1.23%	N/A 4,025.74	2,484,462.67	-55,859.69
Total Government Mortgage Back		40,151,508.60	20.32%	N/A 119,598.70	41,329,249.19	-1,177,740.59
Treasuries						
US T-Bonds and US T-Notes						
UNITED STATES TREAS BDS DTD 11/15/11 3.125% DUE 11/15/41 0696488.10	912810QT8 3.04% 8,215,000.0000	102.762 8,441,898.30	Level2 4.27%	104.23 32,787.45	8,562,318.18	-120,419.88
UNITED STATES TREAS BDS DTD 5/15/2016 2.50000% DUE 5/15/2046 0696488.10	912810RS9 2.75% 8,735,000.0000	90.867 7,937,232.45	Level2 4.02%	91.24 27,903.47	7,969,751.17	-32,518.72





Account Statement

AIDEA/BARROW HANLEY FAO-AIDEA PRI USD

June 01, 2018 - June 30, 2018

Detailed Schedule of Holdings - Principal Assets (Continued)

Base Currency: USD

Security Description Portfolio Number	Asset Number Yield on Market Units/Par	Unit Price Price Date Market Value	FV Level* % of MV	Avg Unit Cost Accrued Income	Tax Cost	Unrealized Gain/Loss On Tax Cost
UNITED STATES TREAS NTS DTD 11/15/11 2.00% DUE 11/15/21 0696488.10	912828RR3 2.04% 10,735,000.0000	97.902 10,509,779.70	Level2 5.32%	 101.64 27,420.92	 10,910,901.76	 -401,122.06
UNITED STATES TREAS NTS DTD 11/15/2016 2.00000% DUE 11/15/2026 0696488.10	912828U24 2.13% 8,730,000.0000	93.715 8,181,319.50	Level2 4.14%	 94.09 22,310.00	 8,214,476.56	 -33,157.06
UNITED STATES TREAS NTS DTD 02/15/12 2.00% DUE 02/15/22 0696488.10	912828SF8 2.05% 15,025,000.0000	97.691 14,678,072.75	Level2 7.43%	 98.64 112,895.03	 14,819,932.42	 -141,859.67
UNITED STATES TREAS NTS DTD 2/28/2018 2.62500% DUE 2/28/2023 0696488.10	9128284A5 2.64% 3,965,000.0000	99.598 3,949,060.70	Level2 2.00%	 99.93 35,561.09	 3,962,212.11	 -13,151.41
UNITED STATES TREAS NTS DTD 7/15/2016 0.75000% DUE 7/15/2019 0696488.10	912828S43 0.76% 7,265,000.0000	98.344 7,144,691.60	Level2 3.62%	 98.34 25,124.79	 7,144,520.71	 170.89
UNITED STATES TREAS NTS DTD 8/15/2014 2.37500% DUE 8/15/2024 0696488.10	912828D56 2.43% 11,185,000.0000	97.621 10,918,908.85	Level2 5.53%	 100.62 99,799.86	 11,254,615.84	 -335,706.99
Total US T-Bonds and US T-Notes		71,760,963.85	36.32%	N/A 383,802.61	72,838,728.75	-1,077,764.90





Account Statement

AIDEA/BARROW HANLEY FAO:AIDEA PRI USD

June 01, 2018 - June 30, 2018

Detailed Schedule of Holdings - Principal Assets (Continued)

Base Currency: USD

Security Description Portfolio Number	Asset Number Yield on Market Units/Par	Unit Price Price Date Market Value	FV Level* % of MV	Avg Unit Cost Accrued Income	Tax Cost	Unrealized Gain/Loss On Tax Cost
Total Treasuries		71,760,963.85	36.32%	N/A 383,802.61	72,838,728.75	-1,077,764.90
Non-US Corporate Bonds						
Fixed Rate Bonds						
Miscellaneous						
SHIRE ACQUISITIONS INVT/5 IRELAND DAC	82481LAC3	94.080	Level2			
FGN SR NT	3.06%					
DTD 9/23/2016 2.875000% DUE						
9/23/2023						
0696488.10	365,000.0000	343,392.00	0.17%	99.99 2,856.63	364,952.55	-21,560.55
Total Miscellaneous		343,392.00	0.17%	N/A 2,856.63	364,952.55	-21,560.55
Total Fixed Rate Bonds		343,392.00	0.17%	N/A 2,856.63	364,952.55	-21,560.55
US Government Agency						
Miscellaneous Agencies						
TELUS CORP	87971MBD4	91.586	Level2			
FGN SR BD	3.06%					
DTD 9/19/2016 2.800000% DUE						
2/16/2027						
0696488.10	350,000.0000	320,551.00	0.16%	99.19 3,675.00	347,161.50	-26,610.50
Total Miscellaneous Agencies		320,551.00	0.16%	N/A 3,675.00	347,161.50	-26,610.50
Total US Government Agency		320,551.00	0.16%	N/A 3,675.00	347,161.50	-26,610.50
Finance						



Detailed Schedule of Holdings - Principal Assets (Continued)

							Base Currency: USD	
Security Description Portfolio Number	Asset Number Yield on Market Units/Par	Unit Price Price Date Market Value	FV Level* % of MV	Avg Unit Cost Accrued Income	Tax Cost	Unrealized Gain/Loss On Tax Cost		
BANK OF MONTREAL FGN MED TERM BK NT DTD 9/11/2017 1.75000% DUE 9/11/2019 0696488.10	06367TF96 1.77% 600,000.0000	98.720 592,320.00	Level2 0.30%	 99.95 3,208.33	 599,670.00	 -7,350.00		
HSBC HOLDINGS PLC FGN SR NT DTD 3/13/2017 3.26200% DUE 3/13/2023 0696488.10	404280BJ7 3.33% 635,000.0000	97.952 621,995.20	Level2 0.31%	 100.72 6,214.11	 639,546.00	 -17,550.80		
KREDITANSTALT FUR WIEDERAUFBAU FGN SR NT DTD 4/12/2017 2.12500% DUE 6/15/2022 0696488.10	500769HJ6 2.19% 495,000.0000	97.204 481,159.80	Level2 0.24%	 99.89 467.50	 494,430.75	 -13,270.95		
LYB INTERNATIONAL FINANCE II B V FGN SR NT DTD 3/2/2017 3.50000% DUE 3/2/2027 0696488.10	50247WAB3 3.73% 315,000.0000	93.776 295,394.40	Level2 0.15%	 99.81 3,644.38	 314,392.05	 -18,997.65		
ROYAL BANK OF CANADA FGN MED TERM BK NT DTD 4/30/2018 3.20000% DUE 4/30/2021 0696488.10	78013XKG2 3.20% 710,000.0000	99.957 709,694.70	Level2 0.36%	 99.93 3,849.78	 709,495.90	 198.80		



Detailed Schedule of Holdings - Principal Assets (Continued)

Base Currency: USD

Security Description Portfolio Number	Asset Number Yield on Market Units/Par	Unit Price Price Date Market Value	FV Level* % of MV	Avg Unit Cost Accrued Income	Tax Cost	Unrealized Gain/Loss On Tax Cost
TORONTO DOMINION BANK FGN MED TERM BK NT SER A DTD 1/25/2018 2.55000% DUE 1/25/2021	89114QBX5 2.59%	98.480	Level2			
0696488.10	495,000.0000	487,476.00	0.25%	99.86 5,469.75	494,316.90	-6,840.90
TORONTO DOMINION BANK FGN MED TERM BK NT DTD 6/12/2018 3.00000% DUE 6/11/2020	89114QBY3 3.00%	99.837	Level2			
0696488.10	500,000.0000	499,185.00	0.25%	99.92 791.67	499,595.00	-410.00
TRINITY ACQUISITION PLC FGN SR NT DTD 3/22/2016 4.40000% DUE 3/15/2026	89641UAC5 4.44%	99.019	Level2			
0696488.10	315,000.0000	311,909.85	0.16%	99.58 4,081.00	313,670.70	-1,760.85
WESTPAC BANKING CORP FGN SR NT DTD 1/25/2018 2.65000% DUE 1/25/2021	961214DU4 2.68%	98.724	Level2			
0696488.10	350,000.0000	345,534.00	0.17%	99.93 4,019.17	349,758.50	-4,224.50
Total Finance		4,344,668.95	2.20%	N/A 31,745.69	4,414,875.80	-70,206.85
Industrial						
NUTRIEN LTD FGN SR NT DTD 12/15/2017 4.00000% DUE 12/15/2026	67077MAE8 4.12%	96.990	Level2			



Account Statement

AIDEA/BARROW HANLEY FAO:AIDEA PRI USD

June 01, 2018 - June 30, 2018

Detailed Schedule of Holdings - Principal Assets (Continued)

Base Currency: USD

Security Description Portfolio Number	Asset Number Yield on Market Units/Par	Unit Price Price Date Market Value	FV Level* % of MV	Avg Unit Cost Accrued Income	Tax Cost	Unrealized Gain/Loss On Tax Cost
0696488.10	335,000.0000	324,916.50	0.16%	99.76 595.56	334,187.96	-9,271.46
RIO TINTO FIN USA LTD FGN SR NT DTD 6/16/2015 3.75000% DUE 6/15/2025	767201AS5 3.73%	100.582	Level2			
0696488.10	180,000.0000	181,047.60	0.09%	99.33 300.00	178,799.40	2,248.20
Total Industrial		505,964.10	0.26%	N/A 895.56	512,987.36	-7,023.26
Utilities						
BELL CANADA SENIOR BD DTD 3/29/2018 4.46400% DUE 4/1/2048	0778FPAA7 4.57%	97.722	Level2			
0696488.10	180,000.0000	175,899.60	0.09%	100.00 2,053.44	180,000.00	-4,100.40
Total Utilities		175,899.60	0.09%	N/A 2,053.44	180,000.00	-4,100.40
Miscellaneous						
CANADIAN NATL RESOURCES FGN SR BD DTD 11/17/2014 3.90000% DUE 2/1/2025	136385AV3 3.96%	98.574	Level2			
0696488.10	300,000.0000	295,722.00	0.15%	99.90 4,875.00	299,712.00	-3,990.00
COCA-COLA FEMSA S A B DE C V FGN SR NT DTD 11/26/2013 3.87500% DUE 11/26/2023	191241AE8 3.87%	100.137	Level2			





Account Statement

AIDEA/BARROW HANLEY FAO:AIDEA PRI USD

June 01, 2018 - June 30, 2018

Detailed Schedule of Holdings - Principal Assets (Continued)

Base Currency: USD

Security Description Portfolio Number	Asset Number Yield on Market Units/Par	Unit Price Price Date Market Value	FV Level* % of MV	Avg Unit Cost Accrued Income	Tax Cost	Unrealized Gain/Loss On Tax Cost
0696488.10	265,000.0000	265,363.05	0.13%	102.27 998.35	271,002.25	-5,639.20
HUSKY ENERGY INC FGN SR BD DTD 03/22/12 3.95% DUE 04/15/22	448055AJ2 3.92%	100.747	Level2			
0696488.10	585,000.0000	589,369.95	0.30%	107.54 4,878.25	629,105.10	-39,735.15
ROGERS COMMUNICATIONS INC FGN SR BD DTD 12/8/2015 3.62500% DUE 12/15/2025	775109BEO 3.71%	97.783	Level2			
0696488.10	440,000.0000	430,245.20	0.22%	101.43 708.89	446,287.61	-16,042.41
SANOFI-AVENTIS FGN SR NT DTD 03/29/11 4.00% DUE 03/29/21	80105NAGO 3.90%	102.446	Level2			
0696488.10	565,000.0000	578,819.90	0.29%	113.56 5,775.56	641,602.70	-62,782.80
Total Miscellaneous		2,159,520.10	1.09%	N/A 17,236.05	2,287,709.66	-128,189.56
Total Non-US Corporate Bonds		7,849,995.75	3.97%	N/A 58,462.37	8,107,686.87	-257,691.12
Non-US Other Fixed Income						
Non-US Govt Obligations						
EUROPEAN INVESTMENT BANK FGN SR NT DTD 3/14/2017 2.37500% DUE 6/15/2022	298785HK5 2.42%	98.057	Level2			
0696488.10	500,000.0000	490,285.00	0.25%	99.81 527.78	499,030.00	-8,745.00





Account Statement

AIDEA/BARROW HANLEY FAO:AIDEA PRI USD

June 01, 2018 - June 30, 2018

Detailed Schedule of Holdings - Principal Assets (Continued)

Base Currency: USD

Security Description Portfolio Number	Asset Number Yield on Market Units/Par	Unit Price Price Date Market Value	FV Level* % of MV	Avg Unit Cost Accrued Income	Tax Cost	Unrealized Gain/Loss On Tax Cost
ONTARIO (PROVINCE OF) FGN DEB DTD 4/27/2016 2.50000% DUE 4/27/2026 0696488.10	68323ADP6 2.63%	94.920 588,504.00	Level2 0.30%	99.63 2,755.56	617,712.20	-29,208.20
PROVINCE OF QUEBEC FGN SR NT DTD 1/31/2017 2.37500% DUE 1/31/2022 0696488.10	748149AM3 2.43%	97.828 425,551.80	Level2 0.22%	99.91 4,333.39	434,612.85	-9,061.05
Total Non-US Govt Obligations		1,504,340.80	0.76%	N/A 7,616.73	1,551,355.05	-47,014.25
Total Non-US Other Fixed Income		1,504,340.80	0.76%	N/A 7,616.73	1,551,355.05	-47,014.25
Total Fixed Income		194,391,993.09	98.38%	N/A 1,120,198.48	198,532,684.54	-4,140,691.45
Cash and Cash Equivalents						
Cash						
US DOLLAR CURRENCY	USD 0.00%	1.000	Level n/a			
0696488.10	0.0000	0.00	0.00%	0.00 0.00	0.00	0.00
Total Cash		0.00	0.00%	N/A 0.00	0.00	0.00
Money Market Funds						
AIDEA AIM TREASURY PORTFOLIO	998158752 1.82%	1.000	Level n/a			





Account Statement

AIDEA/BARROW HANLEY FAO:AIDEA PRI USD

June 01, 2018 - June 30, 2018

Detailed Schedule of Holdings - Principal Assets (Continued)

Base Currency: USD

Security Description Portfolio Number	Asset Number Yield on Market Units/Par	Unit Price Price Date Market Value	FV Level* % of MV	Avg Unit Cost Accrued Income	Tax Cost	Unrealized Gain/Loss On Tax Cost
0696488.10	3,204,415.1400	3,204,415.14	1.62%	1.00 6,563.31	3,204,415.14	0.00
Total Money Market Funds		3,204,415.14	1.62%	N/A 6,563.31	3,204,415.14	0.00
Total Cash and Cash Equivalents		3,204,415.14	1.62%	N/A 6,563.31	3,204,415.14	0.00
Net Holdings		197,596,408.23	100.00%	N/A 1,126,761.79	201,737,099.68	-4,140,691.45
Payables		-727,038.70			-727,038.70	0.00
Total Holdings Principal Assets		\$196,869,369.53	100.00%	N/A \$1,126,761.79	\$201,010,060.98	\$-4,140,691.45
Total Holdings		\$196,869,369.53			\$201,010,060.98	\$-4,140,691.45
Accrued Income On						
Principal Holdings		1,126,761.79		1,126,761.79	1,126,761.79	
Total Accrued Income		1,126,761.79		1,126,761.79	1,126,761.79	
Total Holdings with Accrued Income		\$197,996,131.32			\$202,136,822.77	\$-4,140,691.45





Account Statement

AIDEA/BARROW HANLEY FAO:AIDEA PRI USD

June 01, 2018 - June 30, 2018

Schedule of Net Income With Accruals

							Base Currency: USD	
Asset Number	Description	Portfolio Number	Units/Par	Prior Period Accrued Income	Income Earned This Period	Income Received This Period	Income Accrued/ Receivable To Date	
Fixed Income								
Corporate Bonds								
002824BH2	ABBOTT LABORATORIES SENIOR BD DTD 11/22/2016 4.90000% DUE 11/30/2046	0696488.10	310,000.0000	42.19	1,265.84	0.00	1,308.03	
002824BC3	ABBOTT LABORATORIES SENIOR NT DTD 11/22/2016 2.35000% DUE 11/22/2019	0696488.10	54,000.0000	114.56	299.05	276.13	137.48	
00287YAY5	ABBVIE INC SENIOR BD DTD 5/12/2016 3.20000% DUE 5/14/2026	0696488.10	345,000.0000	521.33	920.00	0.00	1,441.33	
00287YAV1	ABBVIE INC SENIOR BD DTD 5/12/2016 4.30000% DUE 5/14/2036	0696488.10	310,000.0000	629.47	1,110.84	0.00	1,740.31	
00440EAV9	ACE INA HOLDINGS INC SENIOR BD DTD 11/3/2015 3.35000% DUE 5/3/2026	0696488.10	290,000.0000	755.61	809.58	0.00	1,565.19	
023135BF2	AMAZON.COM INC SENIOR BD DTD 2/22/2018 3.87500% DUE 8/22/2037	0696488.10	270,000.0000	0.00	3,749.06	0.00	3,749.06	
023135BD7	AMAZON.COM INC SENIOR BD SER 144A DTD 8/22/2017 3.87500% DUE 8/22/2037	0696488.10	0.0000	2,877.19	-2,877.19	0.00	0.00	





Account Statement

AIDEA/BARROW HANLEY FAO:AIDEA PRI USD

June 01, 2018 - June 30, 2018

Schedule of Net Income With Accruals (Continued)

Base Currency: USD

Asset Number	Description	Portfolio Number	Units/Par	Prior Period Accrued Income	Income Earned This Period	Income Received This Period	Income Accrued/ Receivable To Date
024836AD0	AMERICAN CAMPUS CMNTYS OPER PTNRSHIP SENIOR BD DTD 10/10/2017 3.62500% DUE 11/15/2027	0696488.10	330,000.0000	531.67	996.87	0.00	1,528.54
025816BS7	AMERICAN EXPRESS CO SENIOR NT DTD 2/27/2018 3.40000% DUE 2/27/2023	0696488.10	680,000.0000	6,036.89	1,926.67	0.00	7,963.56
02665WBA8	AMERICAN HONDA FINANCE CORP MED TERM NT SER A DTD 2/23/2016 1.70000% DUE 2/22/2019	0696488.10	520,000.0000	2,431.00	736.67	0.00	3,167.67
031162BZ2	AMGEN INC SENIOR BD DTD 5/1/2015 4.40000% 5/1/2045	0696488.10	325,000.0000	1,191.67	1,191.66	0.00	2,383.33
032654AJ4	ANALOG DEVICES INC SENIOR BD DTD 12/14/2015 3.90000% DUE 12/15/2025	0696488.10	295,000.0000	5,305.08	958.75	5,752.50	511.33
035242AP1	ANHEUSER-BUSCH INBEV FIN INC SENIOR BD DTD 1/25/2016 3.65000% DUE 2/1/2026	0696488.10	620,000.0000	7,543.33	1,885.84	0.00	9,429.17
035242AU5	ANHEUSER-BUSCH INBEV FIN INC SENIOR NT DTD 1/25/2016 2.65000% DUE 2/1/2021	0696488.10	620,000.0000	5,476.67	1,369.16	0.00	6,845.83
035240AM2	ANHEUSER-BUSCH INBEV WORLDWIDE INC SENIOR BD DTD 4/4/2018 4.37500% DUE 4/15/2038	0696488.10	145,000.0000	1,004.43	528.64	0.00	1,533.07





Account Statement

AIDEA/BARROW HANLEY FAO:AIDEA PRI USD

June 01, 2018 - June 30, 2018

Schedule of Net Income With Accruals (Continued)

							Base Currency: USD	
Asset Number	Description	Portfolio Number	Units/Par	Prior Period Accrued Income	Income Earned This Period	Income Received This Period	Income Accrued/ Receivable To Date	
036752AE3	ANTHEM INC SENIOR NT DTD 11/21/2017 2.50000% DUE 11/21/2020	0696488.10	330,000.0000	229.17	687.50	0.00	916.67	
037833CU2	APPLE INC SENIOR NT DTD 5/11/2017 2.85000% DUE 5/11/2024	0696488.10	925,000.0000	1,464.58	2,196.88	0.00	3,661.46	
00206RDE9	AT&T INC SENIOR BD DTD 3/15/2016 6.35000% DUE 3/15/2040	0696488.10	225,000.0000	3,016.25	1,190.63	0.00	4,206.88	
00206RCP5	AT&T INC SENIOR BD DTD 5/4/2015 4.50000% DUE 5/15/2035	0696488.10	395,000.0000	790.00	1,481.25	0.00	2,271.25	
00206RDC3	AT&T INC SENIOR NT DTD 10/1/2015 4.45000% DUE 4/1/2024	0696488.10	300,000.0000	2,225.00	1,112.50	0.00	3,337.50	
052769AE6	AUTODESK INC SENIOR BD DTD 6/8/2017 3.50000% DUE 6/15/2027	0696488.10	330,000.0000	5,325.83	962.50	5,775.00	513.33	
06051GFC8	BANK OF AMERICA CORP MED TERM BK NT DTD 01/21/14 5.00% DUE 01/21/44	0696488.10	945,000.0000	17,062.50	3,937.50	0.00	21,000.00	
06051GGE3	BANK OF AMERICA CORP MED TERM BK NT DTD 1/20/2017 FL RT% DUE 1/20/2023	0696488.10	930,000.0000	10,593.98	2,407.73	0.00	13,001.71	
06406HCR8	BANK OF NEW YORK CO INC MED TERM BK NT SER G DTD 02/04/14 2.20% DUE 03/04/19	0696488.10	710,000.0000	3,774.83	1,301.67	0.00	5,076.50	





Account Statement

AIDEA/BARROW HANLEY FAO:AIDEA PRI USD

June 01, 2018 - June 30, 2018

Schedule of Net Income With Accruals (Continued)

Asset Number	Description	Portfolio Number	Units/Par	Prior Period Accrued Income	Income Earned This Period	Income Received This Period	Base Currency: USD	
							Income Accrued/ Receivable To Date	
06406RAD9	BANK OF NEW YORK MELLON CORP MED TERM BK NT DTD 5/16/2017 3.25000% DUE 5/16/2027	0696488.10	625,000.0000	846.35	1,692.71	0.00	2,539.06	
07177MAB9	BAXALTA INC SENIOR NT DTD 12/23/2015 4.00000% DUE 6/23/2025	0696488.10	315,000.0000	5,530.00	1,050.00	6,300.00	280.00	
07274NAE3	BAYER US FINANCE II LLC SENIOR NT SER 144A DTD 6/25/2018 3.87500% DUE 12/15/2023	0696488.10	500,000.0000	0.00	322.92	0.00	322.92	
05531FAX1	BB&T CORP MED TERM BK NT SER E DTD 3/21/2017 2.75000% DUE 4/1/2022	0696488.10	725,000.0000	3,322.92	1,661.46	0.00	4,984.38	
075887BA6	BECTON DICKINSON & CO SENIOR NT DTD 11/08/11 3.125% DUE 11/08/21	0696488.10	0.0000	708.77	431.42	1,140.19	0.00	
10112RAX2	BOSTON PROPERTIES LP SENIOR NT DTD 1/20/2016 3.65000% DUE 2/1/2026	0696488.10	585,000.0000	7,117.50	1,779.38	0.00	8,896.88	
11134LAB5	BROADCOM CORP / CAYMAN FINANCE LTD SENIOR NT DTD 1/15/2018 2.37500% DUE 1/15/2020	0696488.10	140,000.0000	1,256.11	277.08	0.00	1,533.19	
11133TAC7	BROADRIDGE FINANCIAL SOLUTIONS INC SENIOR NT DTD 6/27/2016 3.40000% DUE 6/27/2026	0696488.10	315,000.0000	4,581.50	892.50	5,355.00	119.00	

Schedule of Net Income With Accruals (Continued)

Asset Number	Description	Portfolio Number	Units/Par	Prior Period Accrued Income	Base Currency: USD		
					Income Earned This Period	Income Received This Period	Income Accrued/ Receivable To Date
118230AJ0	BUCKEYE PARTNERS LP BOND DTD 01/13/11 4.875% DUE 02/01/21	0696488.10	260,000.0000	4,225.00	1,056.25	0.00	5,281.25
12189LAY7	BURLINGTON NORTH SANTA FE SENIOR DEB DTD 8/20/2015 3.65000% DUE 9/1/2025	0696488.10	265,000.0000	2,418.13	806.04	0.00	3,224.17
14040HBP9	CAPITAL ONE FINANCIAL CORP SENIOR NT DTD 5/12/2017 2.50000% DUE 5/12/2020	0696488.10	480,000.0000	633.33	1,000.00	0.00	1,633.33
14912L6R7	CATERPILLAR FINANCIAL SVCS CORP MED TERM NT SER H DTD 5/18/2016 1.35000% DUE 5/18/2019	0696488.10	435,000.0000	212.06	489.38	0.00	701.44
12503MAA6	CBOE HOLDINGS INC SENIOR NT DTD 1/12/2017 3.65000% DUE 1/12/2027	0696488.10	435,000.0000	6,130.48	1,323.12	0.00	7,453.60
151020AL8	CELGENE CORP SENIOR BD DTD 08/06/13 5.25% DUE 08/15/43	0696488.10	230,000.0000	3,555.42	1,006.25	0.00	4,561.67
166764BA7	CHEVRON CORP SENIOR NT DTD 11/17/2015 1.79000% DUE 11/16/2018	0696488.10	350,000.0000	261.04	522.09	0.00	783.13
172967LD1	CITIGROUP INC SENIOR BD DTD 1/10/2017 3.88700% DUE 1/10/2028	0696488.10	1,255,000.0000	9,515.05	2,636.68	-11,019.65	23,171.38
172967KG5	CITIGROUP INC SENIOR NT DTD 1/12/2016 3.70000% DUE 1/12/2026	0696488.10	0.0000	9,000.25	1,359.75	10,360.00	0.00



Account Statement

AIDEA/BARROW HANLEY FAO:AIDEA PRI USD

June 01, 2018 - June 30, 2018

Schedule of Net Income With Accruals (Continued)

Asset Number	Description	Portfolio Number	Units/Par	Prior Period Accrued Income	Income Earned This Period	Income Received This Period	Base Currency: USD	
							Income Accrued/ Receivable To Date	
198280AF6	COLUMBIA PIPELINE GROUP INC SENIOR NT DTD 12/1/2015 4.50000% DUE 6/1/2025	0696488.10	285,000.0000	6,412.50	1,068.75	6,412.50	1,068.75	
20030NBS9	COMCAST CORP SENIOR BD DTD 2/23/2016 3.15000% DUE 3/1/2026	0696488.10	300,000.0000	2,362.50	787.50	0.00	3,150.00	
20030NCJ8	COMCAST CORP SENIOR BD DTD 2/8/2018 3.90000% DUE 3/1/2038	0696488.10	340,000.0000	4,162.17	1,105.00	0.00	5,267.17	
209111FF5	CONSOLIDATED EDISON CO N Y INC SENIOR DEB DTD 11/24/2014 4.62500% DUE 12/1/2054	0696488.10	180,000.0000	4,162.50	693.75	4,162.50	693.75	
22160KAJ4	COSTCO WHOLESALE CORP SENIOR NT DTD 5/18/2017 2.15000% DUE 5/18/2021	0696488.10	935,000.0000	725.92	1,675.21	0.00	2,401.13	
22822VAA9	CROWN CASTLE INTL CORP SENIOR NT DTD 2/8/2016 3.40000% DUE 2/15/2021	0696488.10	320,000.0000	3,203.56	906.66	0.00	4,110.22	
126650CZ1	CVS HEALTH CORP SENIOR BD DTD 3/9/2018 5.05000% DUE 3/25/2048	0696488.10	205,000.0000	2,358.07	862.71	0.00	3,220.78	
126650CT5	CVS HEALTH CORP SENIOR NT DTD 5/25/2016 2.12500% DUE 6/1/2021	0696488.10	375,000.0000	3,984.38	664.06	3,984.38	664.06	



Schedule of Net Income With Accruals (Continued)

Base Currency: USD

Asset Number	Description	Portfolio Number	Units/Par	Prior Period Accrued Income	Income Earned This Period	Income Received This Period	Income Accrued/Receivable To Date
247109BS9	DELMARVA PWR & LIGHT CO NOTE DTD 11/15/2013 3.50000% DUE 11/15/2023	0696488.10	390,000.0000	606.67	1,137.50	0.00	1,744.17
247126AJ4	DELPHI CORP SENIOR BD DTD 03/03/14 4.15% DUE 03/15/24	0696488.10	495,000.0000	4,336.75	1,711.88	0.00	6,048.63
25272KAD5	DIAMOND 1 FIN CORP/DIAMOND 2 FIN CORP SENIOR NT SER 144A DTD 6/1/2016 4.42000% DUE 6/15/2021	0696488.10	740,000.0000	15,082.02	2,725.67	16,354.00	1,453.69
25389JAR7	DIGITAL REALTY TRUST L P SENIOR BD DTD 8/7/2017 3.70000% DUE 8/15/2027	0696488.10	335,000.0000	3,649.64	1,032.92	0.00	4,682.56
256677AF2	DOLLAR GENERAL CORP SENIOR BD DTD 4/10/2018 4.12500% DUE 5/1/2028	0696488.10	205,000.0000	1,197.97	704.69	0.00	1,902.66
256746AF5	DOLLAR TREE INC SENIOR NT DTD 4/19/2018 3.70000% DUE 5/15/2023	0696488.10	340,000.0000	1,467.67	1,048.33	0.00	2,516.00
25746UCT4	DOMINION ENERGY INC JUNIOR SUB NT STEP UP DTD 5/18/2017 2.57900% DUE 7/1/2020	0696488.10	310,000.0000	3,331.21	666.24	0.00	3,997.45
260543CJ0	DOW CHEMICAL CO SENIOR BD DTD 9/16/2014 3.50000% DUE 10/1/2024	0696488.10	565,000.0000	3,295.83	1,647.92	0.00	4,943.75



Account Statement

AIDEA/BARROW HANLEY FAO:AIDEA PRI USD

June 01, 2018 - June 30, 2018

Schedule of Net Income With Accruals (Continued)

Schedule of Net Income With Accruals (Continued)							Base Currency: US\$
Asset Number	Description	Portfolio Number	Units/Par	Prior Period Accrued Income	Income Earned This Period	Income Received This Period	Income Accrued/Receivable To Date
263534CL1	DU PONT E I DE NEMOURS & CO SENIOR NT DTD 5/2/2017 2.20000% DUE 5/1/2020	0696488.10	250,000.0000	458.33	458.34	0.00	916.67
26441CAF2	DUKE ENERGY CORP SENIOR BD DTD 08/25/11 3.55% DUE 09/15/21	0696488.10	630,000.0000	4,721.50	1,863.75	0.00	6,585.25
26442RAD3	DUKE ENERGY PROGRESS INC BOND DTD 11/20/2014 4.15000% DUE 12/1/2044	0696488.10	415,000.0000	8,611.25	1,435.21	8,611.25	1,435.21
278062AC8	EATON CORP SENIOR NT DTD 11/02/13 2.75% DUE 11/02/22	0696488.10	260,000.0000	575.97	595.84	0.00	1,171.81
278642AR4	EBAY INC SENIOR NT DTD 6/6/2017 2.15000% DUE 6/5/2020	0696488.10	335,000.0000	3,521.22	600.21	3,601.25	520.18
281020AJ6	EDISON INTERNATIONAL SENIOR NT DTD 3/9/2016 2.95000% DUE 3/15/2023	0696488.10	300,000.0000	1,868.33	737.50	0.00	2,605.83
29364WBA5	ENTERGY LOUISIANA LLC NOTE DTD 3/23/2018 4.00000% DUE 3/15/2033	0696488.10	272,000.0000	2,055.11	906.67	0.00	2,961.78
29379VAG8	ENTERPRISE PRODS OPERATING LLC SENIOR NT DTD 10/05/09 6.125% DUE 10/15/39	0696488.10	205,000.0000	1,604.41	1,046.35	0.00	2,650.76
26875PAP6	EOG RESOURCES INC SENIOR BD DTD 1/14/2016 4.15000% DUE 1/15/2026	0696488.10	245,000.0000	3,841.06	847.29	0.00	4,688.35





Account Statement

AIDEA/BARROW HANLEY FAO:AIDEA PRI USD

June 01, 2018 - June 30, 2018

Schedule of Net Income With Accruals (Continued)

Asset Number	Description	Portfolio Number	Units/Par	Prior Period Accrued Income	Income Earned This Period	Income Received This Period	Base Currency: USD	
							Income Accrued/ Receivable To Date	
26884ABA0	ERP OPERATING L P SENIOR BD DTD 04/10/13 3.00% DUE 04/15/23	0696488.10	245,000.0000	939.17	612.50	0.00	1,551.67	
341081FQ5	FLORIDA POWER & LIGHT CO BOND DTD 2/28/2018 3.95000% DUE 3/1/2048	0696488.10	205,000.0000	2,091.85	674.80	0.00	2,766.65	
345397YG2	FORD MOTOR CREDIT CO LLC SENIOR NT DTD 1/9/2017 3.81000% DUE 1/9/2024	0696488.10	320,000.0000	4,809.07	1,016.00	0.00	5,825.07	
369550BA5	GENERAL DYNAMICS CORP SENIOR NT DTD 5/11/2018 2.87500% DUE 5/11/2020	0696488.10	720,000.0000	1,150.00	1,725.00	0.00	2,875.00	
37045XBY1	GENERAL MOTORS FINL CO INC SENIOR NT DTD 6/30/2017 3.15000% DUE 6/30/2022	0696488.10	330,000.0000	4,360.13	866.25	0.00	5,226.38	
373334KD2	GEORGIA POWER CO SENIOR NT SER A DTD 12/4/2015 1.95000% DUE 12/1/2018	0696488.10	235,000.0000	2,291.25	381.88	2,291.25	381.88	
38148LAC0	GOLDMAN SACHS GROUP INC SENIOR NT DTD 1/23/2015 3.50000% DUE 1/23/2025	0696488.10	255,000.0000	3,173.33	743.75	0.00	3,917.08	
38141GWJ9	GOLDMAN SACHS GROUP INC SENIOR NT DTD 6/5/2017 2.90800% DUE 6/5/2023	0696488.10	795,000.0000	11,302.43	1,926.55	11,559.30	1,669.68	



Schedule of Net Income With Accruals (Continued)

Asset Number	Description	Portfolio Number	Units/Par	Prior Period Accrued Income	Income Earned This Period	Income Received This Period	Base Currency: USD	
							Income Accrued/Receivable To Date	
38141GW03	GOLDMAN SACHS GROUP INC SENIOR NT DTD 9/29/2017 3.27200% DUE 9/29/2025	0696488.10	325,000.0000	1,831.41	886.17	0.00	2,717.58	
40414LAH2	HCP INC SENIOR NT DTD 11/19/12 2.625% DUE 02/01/20	0696488.10	340,000.0000	2,975.00	743.75	0.00	3,718.75	
437076AZ5	HOME DEPOT INC SENIOR NT DTD 04/05/13 2.70% DUE 04/01/23	0696488.10	265,000.0000	1,192.50	596.25	0.00	1,788.75	
437076BK7	HOME DEPOT INC SENIOR NT DTD 9/15/2015 3.35000% DUE 9/15/2025	0696488.10	285,000.0000	2,015.58	795.63	0.00	2,811.21	
444859BA9	HUMANA INC SENIOR NT DTD 12/10/12 3.15% DUE 12/01/22	0696488.10	585,000.0000	9,213.75	1,535.63	9,213.75	1,535.63	
458140AJ9	INTEL CORP SENIOR BD DTD 09/19/11 3.30% DUE 10/01/21	0696488.10	425,000.0000	2,337.50	1,168.75	0.00	3,506.25	
45866FAC8	INTERCONTINENTAL EXCHANGE INC SENIOR NT DTD 11/24/2015 2.75000% DUE 12/1/2020	0696488.10	295,000.0000	4,056.25	676.04	4,056.25	676.04	
24422ETV1	JOHN DEERE CAPITAL CORP MED TERM NT DTD 9/8/2017 2.15000% DUE 9/8/2022	0696488.10	355,000.0000	1,759.72	636.04	0.00	2,395.76	
24422ETS8	JOHN DEERE CAPITAL CORP MED TERM NT SER G DTD 6/22/2017 1.95000% DUE 6/22/2020	0696488.10	530,000.0000	4,564.63	861.25	5,167.50	258.38	



Account Statement

AIDEA/BARROW HANLEY FAO:AIDEA PRI USD

June 01, 2018 - June 30, 2018

Schedule of Net Income With Accruals (Continued)

							Base Currency: USD	
Asset Number	Description	Portfolio Number	Units/Par	Prior Period Accrued Income	Income Earned This Period	Income Received This Period	Income Accrued/ Receivable To Date	
46625HRY8	JPMORGAN CHASE & CO SENIOR BD DTD 2/1/2017 FL RT% DUE 2/1/2028	0696488.10	560,000.0000	7,020.73	1,755.18	0.00	8,775.91	
46647PAJ5	JPMORGAN CHASE & CO SENIOR BD DTD 7/24/2017 3.88200% DUE 7/24/2038	0696488.10	500,000.0000	6,847.42	1,617.50	0.00	8,464.92	
48305QAD5	KAISER FOUNDATION HOSPITALS SENIOR BD SER 2017 3/A4 DTD 5/3/2017 4.15000% DUE 5/1/2047	0696488.10	155,000.0000	536.04	536.04	0.00	1,072.08	
49326EED1	KEYCORP MED TERM BK NT SER I DTD 03/24/11 5.10% DUE 03/24/21	0696488.10	315,000.0000	2,989.88	1,338.75	0.00	4,328.63	
50077LAL0	KRAFT HEINZ FOODS CO SENIOR BD DTD 7/15/2016 5.00000% DUE 7/15/2035	0696488.10	320,000.0000	6,044.44	1,333.34	0.00	7,377.78	
53079EBE3	LIBERTY MUTUAL GROUP INC SENIOR NT SER 144A DTD 6/18/2013 4.25000% DUE 6/15/2023	0696488.10	405,000.0000	7,936.88	1,434.37	8,606.25	765.00	
539830BH1	LOCKHEED MARTIN CORP SENIOR BD DTD 11/23/2015 3.55000% DUE 1/15/2026	0696488.10	430,000.0000	0.00	84.80	-6,954.06	7,038.86	
56585AAG7	MARATHON PETROLEUM CORP SENIOR BD DTD 9/5/2014 3.62500% DUE 9/15/2024	0696488.10	265,000.0000	2,027.99	800.52	0.00	2,828.51	
573284AU0	MARTIN MARIETTA MATERIALS INC SENIOR BD DTD 12/20/2017 4.25000% DUE 12/15/2047	0696488.10	350,000.0000	6,652.43	1,239.58	7,230.90	661.11	



Schedule of Net Income With Accruals (Continued)

							Base Currency: USD	
Asset Number	Description	Portfolio Number	Units/Par	Prior Period Accrued Income	Income Earned This Period	Income Received This Period	Income Accrued/Receivable To Date	
57636QAB0	MASTERCARD INC SENIOR BD DTD 3/31/2014 3.37500% DUE 4/1/2024	0696488.10	410,000.0000	2,306.25	1,153.13	0.00	3,459.38	
58013MEY6	MCDONALDS CORP MED TERM NT DTD 12/9/2015 3.70000% DUE 1/30/2026	0696488.10	595,000.0000	7,399.49	1,834.58	0.00	9,234.07	
594918BL7	MICROSOFTE CORP SENIOR BD DTD 11/3/2015 4.45000% DUE 11/3/2045	0696488.10	515,000.0000	1,782.47	1,909.79	0.00	3,692.26	
595620AQ8	MIDAMERICAN ENERGY CO BOND DTD 2/1/2017 3.10000% DUE 5/1/2027	0696488.10	435,000.0000	1,123.75	1,123.75	0.00	2,247.50	
59562VAM9	MIDAMERICAN ENERGY HLDGS CO SENIOR BD DTD 10/01/06 6.125% DUE 04/01/36	0696488.10	181,000.0000	1,847.71	923.85	0.00	2,771.56	
61761JVL0	MORGAN STANLEY MED TERM NT SER F DTD 10/23/2014 3.70000% DUE 10/23/2024	0696488.10	770,000.0000	3,007.28	2,374.16	0.00	5,381.44	
61744YAK4	MORGAN STANLEY SENIOR BD DTD 7/24/2017 3.59100% DUE 7/22/2028	0696488.10	530,000.0000	6,819.91	1,586.02	0.00	8,405.93	
55336VAL4	MPLX L P SENIOR BD DTD 2/10/2017 5.20000% DUE 3/1/2047	0696488.10	160,000.0000	2,080.00	693.33	0.00	2,773.33	





Account Statement

AIDEA/BARROW HANLEY FAO:AIDEA PRI USD

June 01, 2018 - June 30, 2018

Schedule of Net Income With Accruals (Continued)

							Base Currency: USD	
Asset Number	Description	Portfolio Number	Units/Par	Prior Period Accrued Income	Income Earned This Period	Income Received This Period	Income Accrued/Receivable To Date	
55336/VAG5	MPLX LP	0696488.10	310,000.0000	7,556.25	1,259.38	7,556.25	1,259.38	
	SENIOR NT SER WI DTD 6/1/2016 4.87500% DUE 12/1/2024							
636180BN0	NATIONAL FUEL GAS CO	0696488.10	475,000.0000	3,960.97	1,563.54	0.00	5,524.51	
	SENIOR NT DTD 9/27/2017 3.95000% DUE 9/15/2027							
637432NL5	NATIONAL RURAL UTILS COOP FIN	0696488.10	310,000.0000	2,895.92	762.08	0.00	3,658.00	
	CORP DEB DTD 2/7/2017 2.95000% DUE 2/7/2024							
637432NH4	NATIONAL RURAL UTILS COOP FIN	0696488.10	345,000.0000	1,786.81	474.38	0.00	2,261.19	
	CORP DEB DTD 2/8/2016 1.65000% DUE 2/8/2019							
641423CB2	NEVADA POWER CO	0696488.10	205,000.0000	767.33	469.79	0.00	1,237.12	
	NOTE SER BB DTD 4/12/2018 2.75000% DUE 4/15/2020							
654730BG7	NISOURCE FINANCE CORP	0696488.10	360,000.0000	2,409.50	1,185.00	0.00	3,594.50	
	SENIOR BD DTD 9/14/2017 3.95000% DUE 3/30/2048							
654730BE2	NISOURCE FINANCE CORP	0696488.10	250,000.0000	387.78	727.08	0.00	1,114.86	
	SENIOR NT DTD 5/22/2017 3.49000% DUE 5/15/2027							
666807BJ0	NORTHROP GRUMMAN CORP	0696488.10	550,000.0000	2,705.69	1,764.59	0.00	4,470.28	
	SENIOR BD DTD 2/6/2015 3.85000% DUE 4/15/2045							





Account Statement

AIDEA/BARROW HANLEY FAO:AIDEA PRI USD

June 01, 2018 - June 30, 2018

Schedule of Net Income With Accruals (Continued)

Base Currency: USD

Asset Number	Description	Portfolio Number	Units/Par	Prior Period Accrued Income	Income Earned This Period	Income Received This Period	Income Accrued/ Receivable To Date
670346AM7	NUCOR CORP SENIOR BD DTD 07/29/13 4.00% DUE 08/01/23	0696488.10	260,000.0000	3,466.67	866.66	0.00	4,333.33
670346AL9	NUCOR CORP SENIOR NT DTD 09/21/10 4.125% DUE 09/15/22	0696488.10	250,000.0000	2,177.08	859.38	0.00	3,036.46
67103HAG2	O REILLY AUTOMOTIVE INC SENIOR BD DTD 5/17/2018 4.35000% DUE 6/1/2028	0696488.10	480,000.0000	812.00	1,740.00	0.00	2,552.00
68389XAV7	ORACLE CORP SENIOR BD DTD 7/8/2014 4.30000% DUE 7/8/2034	0696488.10	550,000.0000	9,394.31	1,970.83	0.00	11,365.14
68389XB80	ORACLE CORP SENIOR NT DTD 5/5/2015 2.50000% DUE 5/15/2022	0696488.10	550,000.0000	611.11	1,145.83	0.00	1,756.94
69371RN28	PACCAR FINANCIAL CORP MED TERM NT DTD 5/10/2016 1.30000% DUE 5/10/2019	0696488.10	220,000.0000	166.83	238.34	0.00	405.17
69371RM29	PACCAR FINANCIAL CORP MED TERM NT DTD 9/15/2014 2.20000% DUE 9/15/2019	0696488.10	250,000.0000	1,161.11	458.33	0.00	1,619.44
718172AV1	PHILIP MORRIS INTL INC SENIOR BD DTD 03/04/13 2.625% DUE 03/06/23	0696488.10	345,000.0000	2,138.28	754.69	0.00	2,892.97
718546AC8	PHILLIPS 66 SENIOR NT DTD 10/01/12 4.30% DUE 04/01/22	0696488.10	235,000.0000	1,684.17	842.08	0.00	2,526.25



Account Statement

AIDEA/BARROW HANLEY FAO:AIDEA PRI USD

June 01, 2018 - June 30, 2018

Schedule of Net Income With Accruals (Continued)

Base Currency: USD

Asset Number	Description	Portfolio Number	Units/Par	Prior Period Accrued Income	Income Earned This Period	Income Received This Period	Income Accrued/ Receivable To Date
718549AF5	PHILLIPS 66 PARTNERS L P SENIOR BD DTD 10/13/2017 3.75000% DUE 3/1/2028	0696488.10	260,000.0000	2,437.50	812.50	0.00	3,250.00
718549AD0	PHILLIPS 66 PARTNERS LP SENIOR NT DTD 10/14/2016 3.55000% DUE 10/1/2026	0696488.10	190,000.0000	1,124.17	562.08	0.00	1,686.25
693476BN2	PNC FUNDING CORP SENIOR NT DTD 03/08/12 3.30% DUE 03/08/22	0696488.10	565,000.0000	4,298.71	1,553.75	0.00	5,852.46
74460DAB5	PUBLIC STORAGE INC SENIOR NT DTD 9/18/2017 2.37000% DUE 9/15/2022	0696488.10	470,000.0000	2,351.57	928.25	0.00	3,279.82
747525AE3	QUALCOMM INC SENIOR NT DTD 5/20/2015 3.00000% DUE 5/20/2022	0696488.10	260,000.0000	238.33	650.00	0.00	888.33
747525AP8	QUALCOMM INC SENIOR NT DTD 5/26/2017 2.10000% DUE 5/20/2020	0696488.10	175,000.0000	112.29	1,715.00	0.00	1,827.29
754730AE9	RAYMOND JAMES FINANCIAL INC SENIOR BD DTD 7/12/2016 3.62500% DUE 9/15/2026	0696488.10	460,000.0000	3,520.28	1,389.58	0.00	4,909.86
74949LAB8	RELEX CAPITAL INC SENIOR NT DTD 3/16/2018 3.50000% DUE 3/16/2023	0696488.10	210,000.0000	1,531.25	612.50	0.00	2,143.75





Account Statement

AIDEA/BARROW HANLEY FAO:AIDEA PRI USD

June 01, 2018 - June 30, 2018

Schedule of Net Income With Accruals (Continued)

Base Currency: USD

Asset Number	Description	Portfolio Number	Units/Par	Prior Period Accrued Income	Income Earned This Period	Income Received This Period	Income Accrued/Receivable To Date
761713BB1	REYNOLDS AMERICAN INC SENIOR BD SER 144A DTD 6/12/2015 5.85000% DUE 8/15/2045	0696488.10	175,000.0000	3,014.38	853.12	0.00	3,867.50
78012KC62	ROYAL BANK OF CANADA FGN MED TERM BK NT DTD 3/6/2017 2.12500% DUE 3/2/2020	0696488.10	620,000.0000	3,257.15	1,097.92	0.00	4,355.07
78409VAK0	S&P GLOBAL INC SENIOR BD DTD 8/18/2015 4.40000% DUE 2/15/2026	0696488.10	335,000.0000	0.00	81.88	-5,486.56	5,568.44
828807C08	SIMON PROPERTY GROUP L P SENIOR NT DTD 01/21/14 2.20% DUE 02/01/19	0696488.10	765,000.0000	5,610.00	1,402.50	0.00	7,012.50
842587CL9	SOUTHERN CO SENIOR NT SER B DTD 8/22/2014 2.15000% DUE 9/1/2019	0696488.10	360,000.0000	1,935.00	645.00	0.00	2,580.00
843646AM2	SOUTHERN POWER CO SENIOR BD DTD 11/17/2015 4.15000% DUE 12/1/2025	0696488.10	300,000.0000	6,225.00	1,037.50	6,225.00	1,037.50
843646AU4	SOUTHERN POWER CO SENIOR BD SER F DTD 11/16/2016 4.95000% DUE 12/15/2046	0696488.10	310,000.0000	7,075.75	1,278.75	7,672.50	682.00
844741BB3	SOUTHWEST AIRLINES CO SENIOR NT DTD 11/5/2015 2.65000% DUE 11/5/2020	0696488.10	275,000.0000	526.32	607.29	0.00	1,133.61





Account Statement

AIDEA/BARROW HANLEY FAO:AIDEA PRI USD

June 01, 2018 - June 30, 2018

Schedule of Net Income With Accruals (Continued)

Base Currency: USD

Asset Number	Description	Portfolio Number	Units/Par	Prior Period Accrued Income	Income Earned This Period	Income Received This Period	Income Accrued/Receivable To Date
84756NAH2	SPECTRA ENERGY PARTNERS LP SENIOR NT DTD 10/17/2016 3.37500% DUE 10/15/2026	0696488.10	220,000.0000	948.75	618.75	0.00	1,567.50
854502AB7	STANLEY BLACK & DECKER INC JUNIOR SUB NT DTD 11/17/2015 2.45100% DUE 11/17/2018	0696488.10	590,000.0000	562.37	1,205.07	0.00	1,767.44
857477AN3	STATE STREET CORP SENIOR NT DTD 12/15/2014 3.30000% DUE 12/16/2024	0696488.10	500,000.0000	0.00	183.33	-504.17	687.50
857477AT0	STATE STREET CORP SENIOR NT DTD 8/18/2015 3.55000% DUE 8/18/2025	0696488.10	0.0000	5,332.40	1,346.04	6,678.44	0.00
86765BAN9	SUNOCO LOGISTICS PARTNER SENIOR NT DTD 4/3/2014 4.25000% DUE 4/1/2024	0696488.10	155,000.0000	1,097.92	548.96	0.00	1,646.88
86787EAT4	SUNTRUST BANK MED TERM BK NT DTD 7/31/2017 2.45000% DUE 8/1/2022	0696488.10	505,000.0000	4,124.17	1,031.04	0.00	5,155.21
87233QAC2	TC PIPELINES LP SENIOR NT DTD 5/25/2017 3.90000% DUE 5/25/2027	0696488.10	185,000.0000	120.25	601.25	0.00	721.50
89236TBP9	TOYOTA MOTOR CREDIT CORP MED TERM NT SER B DTD 7/18/2014 2.12500% DUE 7/18/2019	0696488.10	1,105,000.0000	8,675.02	1,956.77	0.00	10,631.79



Account Statement

AIDEA/BARROW HANLEY FAO:AIDEA PRI USD

June 01, 2018 - June 30, 2018

Schedule of Net Income With Accruals (Continued)

Base Currency: USD

Asset Number	Description	Portfolio Number	Units/Par	Prior Period Accrued Income	Income Earned This Period	Income Received This Period	Income Accrued/ Receivable To Date
89417EAM1	TRAVELERS COMPANIES INC SENIOR BD DTD 5/22/2017 4.00000% DUE 5/30/2047	0696488.10	310,000.0000	34.44	1,033.34	0.00	1,067.78
906548CG5	UNION ELECTRIC CO SENIOR NT DTD 06/19/08 6.70% DUE 02/01/19	0696488.10	565,000.0000	12,618.33	3,154.59	0.00	15,772.92
907818ER5	UNION PACIFIC CORP SENIOR BD DTD 9/19/2017 4.10000% DUE 9/15/2067	0696488.10	345,000.0000	2,986.17	1,178.75	0.00	4,164.92
913017CM9	UNITED TECHNOLOGIES CORP SENIOR NT DTD 5/4/2017 1.90000% DUE 5/4/2020	0696488.10	470,000.0000	669.75	744.17	0.00	1,413.92
91324PCA8	UNITEDHEALTH GROUP INC SENIOR BD DTD 10/22/12 3.95% DUE 10/15/42	0696488.10	330,000.0000	1,665.58	1,086.25	0.00	2,751.83
91324PCB6	UNITEDHEALTH GROUP INC SENIOR NT DTD 02/28/13 1.625% DUE 03/15/19	0696488.10	435,000.0000	1,492.29	589.06	0.00	2,081.35
91159HHE3	US BANCORP MED TERM BK NT DTD 11/07/13 1.95% DUE 11/15/18	0696488.10	0.0000	1,100.67	1,444.62	2,545.29	0.00
91913YAV2	VALERO ENERGY CORP SENIOR NT DTD 6/1/2018 4.35000% DUE 6/1/2028	0696488.10	250,000.0000	0.00	906.25	0.00	906.25
92277GAB3	VENTAS REALTY L P/CAP CORP SENIOR BD DTD 09/26/13 5.70% DUE 09/30/43	0696488.10	230,000.0000	2,221.42	1,092.50	0.00	3,313.92





Account Statement

AIDEA/BARROW HANLEY FAO:AIDEA PRI USD

June 01, 2018 - June 30, 2018

Schedule of Net Income With Accruals (Continued)

Schedule of Net Income With Accruals (Continued)							Base Currency: US\$
Asset Number	Description	Portfolio Number	Units/Par	Prior Period Accrued Income	Income Earned This Period	Income Received This Period	Income Accrued/Receivable To Date
92343VDY7	VERIZON COMMUNICATIONS INC	0696488.10	625,000.0000	5,371.09	2,148.44	0.00	7,519.53
	SENIOR NT						
92826CAC6	DTD 3/16/2017 4.12500% DUE	0696488.10	295,000.0000	3,831.72	688.34	4,130.00	390.06
	3/16/2027						
92826CAD4	VISA INC	0696488.10	415,000.0000	6,064.19	1,089.37	6,536.25	617.31
	SENIOR NT						
931142EK5	DTD 12/14/2015 2.80000% DUE	0696488.10	1,070,000.0000	0.00	404.22	0.00	404.22
	12/14/2022						
94974BGR5	VISA INC	0696488.10	355,000.0000	4,375.38	754.37	4,526.25	603.50
	SENIOR NT						
949746SH5	DTD 6/27/2018 3.40000% DUE	0696488.10	270,000.0000	855.00	675.00	0.00	1,530.00
	6/26/2023						
94974BGU8	WELLS FARGO & CO	0696488.10	310,000.0000	7,117.08	1,227.09	7,362.50	981.67
	MED TERM BK NT SER N						
94974BGF1	DTD 12/7/2015 2.55000% DUE	0696488.10	280,000.0000	2,023.39	501.67	0.00	2,525.06
	12/7/2020						
	WELLS FARGO & CO	0696488.10					
	SENIOR NT						
	DTD 10/25/2016 3.00000% DUE	0696488.10					
	10/23/2026						
	WELLS FARGO & COMPANY	0696488.10					
	MED TERM BK NT						
	DTD 12/8/2016 4.75000% DUE	0696488.10					
	12/7/2046						
	WELLS FARGO & COMPANY	0696488.10					
	MED TERM NT						
	DTD 2/2/2015 2.15000% DUE	0696488.10					
	1/30/2020						





Account Statement

AIDEA/BARROW HANLEY FAO:AIDEA PRI USD

June 01, 2018 - June 30, 2018

Schedule of Net Income With Accruals (Continued)

Base Currency: USD

Asset Number	Description	Portfolio Number	Units/Par	Prior Period Accrued Income	Income Earned This Period	Income Received This Period	Income Accrued/Receivable To Date
976657AL0	WISCONSIN ENERGY CORP SENIOR BD DTD 6/10/2015 3.550000% DUE 6/15/2025	0696488.10	370,000.0000	6,056.69	1,094.59	6,567.50	583.78
98956PAF9	ZIMMER HOLDINGS INC SENIOR BD DTD 3/19/2015 3.550000% DUE 4/1/2025	0696488.10	455,000.0000	2,692.08	1,346.05	0.00	4,038.13
98978VAL7	ZOETIS INC SENIOR NT DTD 9/12/2017 3.000000% DUE 9/12/2027	0696488.10	360,000.0000	2,370.00	900.00	0.00	3,270.00
Total Corporate Bonds				524,085.58	174,830.99	162,045.44	536,871.13
Corporate Mortgage Back							
02007FAC9	ALLY AUTO RECEIVABLES TRUST ABS 2017-4 A3 SEQ PYR DTD 8/23/2017 1.750000% DUE 12/15/2021	0696488.10	1,075,000.0000	836.11	1,567.71	1,567.71	836.11
03065HAD0	AMERICREDIT AUTO RECEIVABLES TRUST ABS 2017-3 A3 SEQ PYR DTD 8/16/2017 1.900000% DUE 3/18/2022	0696488.10	670,000.0000	459.70	1,060.84	1,060.84	459.70
03065TAD4	AMERICREDIT AUTO RECEIVABLES TRUST ABS SEQ PYR 2016-4 A3 DTD 10/13/2016 1.530000% DUE 7/8/2021	0696488.10	415,000.0000	405.66	529.13	529.13	405.66
05584PAD9	BMW VEHICLE LEASE TRUST ABS SEQ PYR 2017-2 A3 DTD 10/25/2017 2.070000% DUE 10/20/2020	0696488.10	675,000.0000	426.94	1,164.38	1,164.38	426.94





Account Statement

AIDEA/BARROW HANLEY FAO:AIDEA PRI USD

June 01, 2018 - June 30, 2018

Schedule of Net Income With Accruals (Continued)

Base Currency: USD

Asset Number	Description	Portfolio Number	Units/Par	Prior Period Accrued Income	Income Earned This Period	Income Received This Period	Income Accrued/ Receivable To Date
14041NFE6	CAPITAL ONE MULTI-ASSET EXECUTION TR ABS 2016-A3 A3 DTD 7/26/2016 1.34000% DUE 4/15/2022	0696488.10	1,130,000.0000	672.98	1,261.83	1,261.83	672.98
161571HC1	CHASE ISSUANCE TRUST ABS 2016-A2 A DTD 6/17/2016 1.37000% DUE 6/15/2021	0696488.10	985,000.0000	599.76	1,124.54	1,124.54	599.76
34531DAD0	FORD CREDIT AUTO LEASE TRUST ABS SEQ PYR 2017-B A3 DTD 10/30/2017 2.03000% DUE 12/15/2020	0696488.10	640,000.0000	577.42	1,082.67	1,082.67	577.42
34530QAF7	FORD CREDIT AUTO OWNER TRUST ABS 2015-A B DTD 3/24/2015 2.03000% DUE 8/15/2020	0696488.10	850,000.0000	766.89	1,437.92	1,437.92	766.89
36253WAD9	GM FINANCIAL AUTOMOBILE LEASING TRUST CMO SEQ PYR 2017-1 A3 DTD 3/15/2017 2.06000% DUE 5/20/2020	0696488.10	1,010,000.0000	635.74	1,733.83	1,733.83	635.74
36255PAD2	GM FINL SECURITIZED TERM AUTO REC TRUST CMO SEQ PYR 2018-1 A3 DTD 1/18/2018 2.32000% DUE 7/18/2022	0696488.10	365,000.0000	352.83	705.67	705.67	352.83
46639NAR2	JPMBB COMMERCIAL MTG SECS TRUST CMBS SEQ PYR 2013-C12 ASB DTD 06/01/13 3.157% DUE 07/15/45	0696488.10	775,150.0216	2,078.35	2,039.29	2,078.35	2,039.29



Account Statement

AIDEA/BARROW HANLEY FAO:AIDEA PRI USD

June 01, 2018 - June 30, 2018

Schedule of Net Income With Accruals (Continued)

Asset Number	Description	Portfolio Number	Units/Par	Prior Period Accrued Income	Income Earned This Period	Income Received This Period	Base Currency: USD	
							Income Accrued/ Receivable To Date	
65478HAD0	NISSAN AUTO RECEIVABLES OWNER TRUST ABS SEQ PYR 2017-C A3 DTD 12/13/2017 2.12000% DUE 4/18/2022	0696488.10	385,000.0000	362.76	680.17	680.17	362.76	
690353NL7	OVERSEAS PRIVATE INVESTMENT CORP BOND DTD 12/06/05 5.142% DUE 12/15/23	0696488.10	408,062.3883	4,682.09	1,752.66	5,522.46	912.29	
69363PAA8	PUBLIC SERVICE NEW HAMPSHIRE ABS SEQ PYR 2018-1 A1 DTD 5/8/2018 3.09400% DUE 2/1/2026	0696488.10	525,000.0000	1,037.78	1,353.62	0.00	2,391.40	
92938VAN5	WF-RBS COMMERCIAL MTG TRUST CMO SEQ PYR 2014-C19 A3 DTD 3/1/2014 3.66000% DUE 3/15/2047	0696488.10	650,000.0000	1,982.50	1,982.50	1,982.50	1,982.50	
98161TAD7	WORLD OMNI AUTO RECEIVABLES TRUST ABS SEQ PYR 2017-B A3 DTD 8/2/2017 1.95000% DUE 2/15/2023	0696488.10	490,000.0000	424.67	796.25	796.25	424.67	
Total Corporate Mortgage Back				16,302.18	20,273.01	22,728.25	13,846.94	
Government Mortgage Back								
31417C4N2	FANNIE MAE POOL AB6228 DTD 08/01/12 3.50% DUE 09/01/42	0696488.10	298,857.4820	885.67	871.67	885.67	871.67	
31418RQ07	FANNIE MAE POOL AD4062 DTD 04/01/10 5.00% DUE 05/01/40	0696488.10	1,026,858.8280	4,322.15	4,278.58	4,322.15	4,278.58	
31418UUV9	FANNIE MAE POOL AD6929 DTD 06/01/10 5.00% DUE 06/01/40	0696488.10	65,248.9075	276.80	271.87	276.80	271.87	





Account Statement

AIDEA/BARROW HANLEY FAO:AIDEA PRI USD

June 01, 2018 - June 30, 2018

Schedule of Net Income With Accruals (Continued)

Schedule of Net Income with Accruals (Continued)							Base Currency: US\$
Asset Number	Description	Portfolio Number	Units/Par	Prior Period Accrued Income	Income Earned This Period	Income Received This Period	Income Accrued/ Receivable To Date
3138EGGZ1	FANNIE MAE POOL AL0215 DTD 04/01/11 4.50% DUE 04/01/41	0696488.10	240,223.9200	911.85	900.84	911.85	900.84
3138EKBW4	FANNIE MAE POOL AL2752 DTD 12/1/2012 5.000000% DUE 3/1/2042	0696488.10	325,240.6671	1,375.71	1,355.17	1,375.71	1,355.17
3138EKFT7	FANNIE MAE POOL AL2877 DTD 12/01/12 3.50% DUE 01/01/28	0696488.10	78,773.3058	233.74	229.76	233.74	229.76
3138WFCF1	FANNIE MAE POOL AS5469 DTD 6/1/2015 4.000000% DUE 7/1/2045	0696488.10	1,489,593.1780	5,054.00	4,965.31	5,054.00	4,965.31
3138WFGF7	FANNIE MAE POOL AS5597 DTD 7/1/2015 3.500000% DUE 8/1/2045	0696488.10	913,564.5238	2,700.30	2,664.56	2,700.30	2,664.56
3138WGX90	FANNIE MAE POOL AS7003 DTD 3/1/2016 3.000000% DUE 4/1/2046	0696488.10	855,907.0208	2,175.78	2,139.77	2,175.78	2,139.77
3138WG6G4	FANNIE MAE POOL AS7170 DTD 4/1/2016 3.500000% DUE 5/1/2046	0696488.10	1,333,866.6558	3,949.62	3,890.44	3,949.62	3,890.44
3138WHBL5	FANNIE MAE POOL AS7242 DTD 4/1/2016 3.500000% DUE 5/1/2046	0696488.10	2,188,250.4240	6,458.86	6,382.40	6,458.86	6,382.40
3138WHFS6	FANNIE MAE POOL AS7376 DTD 5/1/2016 3.000000% DUE 6/1/2046	0696488.10	0.0000	6,287.17	3,534.06	9,821.23	0.00





Account Statement

AIDEA/BARROW HANLEY FAO:AIDEA PRI USD

June 01, 2018 - June 30, 2018

Schedule of Net Income With Accruals (Continued)

Base Currency: USD

Asset Number	Description	Portfolio Number	Units/Par	Prior Period Accrued Income	Income Earned This Period	Income Received This Period	Income Accrued/Receivable To Date
3138WHKE1	FANNIE MAE POOL AS7492 DTD 6/1/2016 4.000000% DUE 7/1/2046	0696488.10	165,779.0505	562.00	552.60	562.00	552.60
3138WH6L1	FANNIE MAE POOL AS8074 DTD 9/1/2016 3.000000% DUE 10/1/2046	0696488.10	443,343.1800	0.00	480.29	-628.07	1,108.36
3138WJGH5	FANNIE MAE POOL AS8299 DTD 10/1/2016 3.000000% DUE 11/1/2046	0696488.10	966,604.7185	2,436.23	2,416.51	2,436.23	2,416.51
3138WJX29	FANNIE MAE POOL AS8796 DTD 1/1/2017 3.000000% DUE 1/2047	0696488.10	2,051,306.3780	0.00	2,222.25	-2,906.02	5,128.27
3138WJ5H7	FANNIE MAE POOL AS8947 DTD 2/1/2017 3.500000% DUE 3/1/2047	0696488.10	475,177.6998	1,395.13	1,385.94	1,395.13	1,385.94
3138WKR31	FANNIE MAE POOL AS9505 DTD 4/1/2017 3.000000% DUE 4/1/2032	0696488.10	459,650.8140	1,162.95	1,149.13	1,162.95	1,149.13
3138WK2E4	FANNIE MAE POOL AS9772 DTD 5/1/2017 3.500000% DUE 6/1/2037	0696488.10	693,125.4644	2,042.35	2,021.62	2,042.35	2,021.62
3138WLC27	FANNIE MAE POOL AS9988 DTD 6/1/2017 4.500000% DUE 7/1/2047	0696488.10	747,024.7932	2,836.11	2,801.34	2,836.11	2,801.34





Account Statement

AIDEA/BARROW HANLEY FAO:AIDEA PRI USD

June 01, 2018 - June 30, 2018

Schedule of Net Income With Accruals (Continued)

Base Currency: USD

Asset Number	Description	Portfolio Number	Units/Par	Prior Period Accrued Income	Income Earned This Period	Income Received This Period	Income Accrued/ Receivable To Date
3138X0YX0	FANNIE MAE POOL AU1625 DTD 7/1/2013 3.50000% DUE 7/1/2043	0696488.10	399,388.7621	1,167.62	1,164.88	1,167.62	1,164.88
3138YR4S4	FANNIE MAE POOL AZ0832 DTD 7/1/2015 4.00000% DUE 7/1/2045	0696488.10	1,704,632.4855	5,806.21	5,682.11	5,806.21	5,682.11
3140EUFH7	FANNIE MAE POOL BC0167 DTD 1/1/2016 3.50000% DUE 1/1/2046	0696488.10	1,487,010.0730	4,374.07	4,337.11	4,374.07	4,337.11
3140F5QW6	FANNIE MAE POOL BC9468 DTD 6/1/2016 3.00000% DUE 6/1/2046	0696488.10	1,108,965.8844	2,813.64	2,772.41	2,813.64	2,772.41
3140FQST3	FANNIE MAE POOL BE5041 DTD 12/1/2016 3.50000% DUE 11/1/2046	0696488.10	452,923.7430	1,340.27	1,321.03	1,340.27	1,321.03
3140FQT23	FANNIE MAE POOL BE5068 DTD 12/1/2016 4.00000% DUE 7/1/2046	0696488.10	1,755,097.5888	5,889.61	5,850.33	5,889.61	5,850.33
3140GXFV8	FANNIE MAE POOL BH8279 DTD 8/1/2017 3.50000% DUE 9/1/2047	0696488.10	895,653.7695	0.00	1,567.39	-1,044.93	2,612.32
3140J75W1	FANNIE MAE POOL BM3560 DTD 2/1/2018 4.00000% DUE 11/1/2044	0696488.10	943,658.2782	3,189.04	3,145.53	3,189.04	3,145.53



Account Statement

AIDEA/BARROW HANLEY FAO:AIDEA PRI USD

June 01, 2018 - June 30, 2018

Schedule of Net Income With Accruals (Continued)

Base Currency: USD

Asset Number	Description	Portfolio Number	Units/Par	Prior Period Accrued Income	Income Earned This Period	Income Received This Period	Income Accrued/ Receivable To Date
314007354	FANNIE MAE POOL CA0808 DTD 11/1/2017 4.00000% DUE 11/1/2047	0696488.10	1,203,939.4114	4,061.29	4,013.13	4,061.29	4,013.13
31418BCG9	FANNIE MAE POOL MA1870 DTD 3/1/2014 4.50000% DUE 4/1/2034	0696488.10	271,264.6035	1,033.85	1,017.24	1,033.85	1,017.24
31418CSA3	FANNIE MAE POOL MA3212 DTD 11/1/2017 4.50000% DUE 12/1/2047	0696488.10	376,424.1855	1,438.01	1,411.59	1,438.01	1,411.59
31418CUC6	FANNIE MAE POOL MA3278 DTD 1/1/2018 4.50000% DUE 2/1/2048	0696488.10	622,877.7389	2,368.82	2,335.79	2,368.82	2,335.79
31418CV43	FANNIE MAE POOL MA3334 DTD 3/1/2018 4.50000% DUE 4/1/2048	0696488.10	325,065.8202	1,229.67	1,219.00	1,229.67	1,219.00
31335BM60	FREDDIE MAC GOLD POOL G61281 DTD 1/1/2018 3.50000% DUE 1/1/2048	0696488.10	1,059,188.4250	0.00	-2,677.39	-2,677.39	0.00
3132WPNF0	FREDDIE MAC GOLD POOL Q49389 DTD 7/1/2017 3.50000% DUE 7/1/2047	0696488.10	1,380,252.6051	4,070.39	4,025.74	4,070.39	4,025.74
3132XUKF1	FREDDIE MAC GOLD POOL Q52093 DTD 11/1/2017 3.50000% DUE 11/1/2047	0696488.10	0.0000	1,550.93	1,337.30	2,888.23	0.00

Schedule of Net Income With Accruals (Continued)

Asset Number	Description	Portfolio Number	Units/Par	Prior Period Accrued Income	Income Earned This Period	Income Received This Period	Base Currency: USD	
							Income Accrued/ Receivable To Date	Income Received This Period
3620A9P96	GOVERNMENT NATL MTG ASSN POOL 723248 DTD 10/01/09 5.00% DUE 10/15/39	0696488.10	292,951.8680	1,256.22	1,220.63	1,256.22	1,220.63	
36241LX84	GOVERNMENT NATL MTG ASSN POOL 783403 DTD 09/01/11 3.50% DUE 09/15/41	0696488.10	616,067.6508	1,818.19	1,796.86	1,818.19	1,796.86	
36179TJX4	GOVERNMENT NATL MTG ASSN POOL MA4778 DTD 10/1/2017 3.500000% DUE 10/20/2047	0696488.10	911,270.4458	981.96	2,670.66	2,678.07	974.55	
36179RXC8	GOVERNMENT NATL MTG ASSN II POOL MA3375 DTD 1/1/2016 3.000000% DUE 1/20/2046	0696488.10	1,429,815.0075	3,622.69	3,574.54	3,622.69	3,574.54	
36179SE68	GOVERNMENT NATL MTG ASSN II POOL MA3735 DTD 6/1/2016 3.000000% DUE 6/20/2046	0696488.10	574,798.8391	1,456.99	1,437.00	1,456.99	1,437.00	
36179TEZ4	GOVERNMENT NATL MTG ASSN II POOL MA4652 DTD 8/1/2017 3.500000% DUE 8/20/2047	0696488.10	650,609.8527	1,912.85	1,897.61	1,912.85	1,897.61	
36179TNS0	GOVERNMENT NATL MTG ASSN II POOL MA4901 DTD 12/1/2017 4.000000% DUE 12/20/2047	0696488.10	1,809,738.6000	6,089.11	6,032.46	6,089.11	6,032.46	
36179TQ01	GOVERNMENT NATL MTG ASSN II POOL MA4963 DTD 1/1/2018 4.000000% DUE 1/20/2048	0696488.10	2,037,030.6135	6,828.46	6,790.10	6,828.46	6,790.10	
36179TSJ5	GOVERNMENT NATL MTG ASSN II POOL MA5021 DTD 2/1/2018 4.500000% DUE 2/20/2048	0696488.10	1,009,249.9970	3,816.83	3,784.69	3,816.83	3,784.69	





Account Statement

AIDEA/BARROW HANLEY FAO:AIDEA PRI USD

June 01, 2018 - June 30, 2018

Schedule of Net Income With Accruals (Continued)

Schedule of Net Income With Accruals (Continued)							Base Currency: US\$
Asset Number	Description	Portfolio Number	Units/Par	Prior Period Accrued Income	Income Earned This Period	Income Received This Period	Income Accrued/ Receivable To Date
36179TV77	GOVERNMENT NATL MTG ASSN II POOL MA5138 DTD 4/1/2018 4.50000% DUE 4/20/2048	0696488.10	726,099.0041	2,732.21	2,722.87	2,732.21	2,722.87
36179TXX8	GOVERNMENT NATL MTG ASSN II POOL MA5194 DTD 5/1/2018 5.00000% DUE 5/20/2048	0696488.10	843,087.7312	0.00	1,288.06	-2,224.81	3,512.87
83162CLT8	SMALL BUSINESS ADMINISTRATION DEB SER 20-I DTD 09/12/01 6.12% DUE 09/01/21	0696488.10	21,184.6457	324.13	108.04	0.00	432.17
Total Government Mortgage Back				116,239.48	116,360.82	113,001.60	119,598.70
Treasuries							
912810QT8	UNITED STATES TREAS BDS DTD 11/15/11 3.125% DUE 11/15/41	0696488.10	8,215,000.0000	11,859.29	20,928.16	0.00	32,787.45
912810RS9	UNITED STATES TREAS BDS DTD 5/15/2016 2.50000% DUE 5/15/2046	0696488.10	8,735,000.0000	6,333.33	12,704.31	-8,865.83	27,903.47
912828SF8	UNITED STATES TREAS NTS DTD 02/15/12 2.00% DUE 02/15/22	0696488.10	15,025,000.0000	52,443.65	16,183.98	-44,267.40	112,895.03
912828RR3	UNITED STATES TREAS NTS DTD 11/15/11 2.00% DUE 11/15/21	0696488.10	10,735,000.0000	9,918.21	17,502.71	0.00	27,420.92
912828U24	UNITED STATES TREAS NTS DTD 11/15/2016 2.00000% DUE 11/15/2026	0696488.10	8,730,000.0000	1,582.22	4,338.10	-16,389.68	22,310.00
9128284A5	UNITED STATES TREAS NTS DTD 2/28/2018 2.62500% DUE 2/28/2023	0696488.10	3,965,000.0000	26,887.66	8,673.43	0.00	35,561.09
912828S43	UNITED STATES TREAS NTS DTD 7/15/2016 0.75000% DUE 7/15/2019	0696488.10	7,265,000.0000	7,720.83	2,152.44	-15,251.52	25,124.79



Schedule of Net Income With Accruals (Continued)

Base Currency: USD

Asset Number	Description	Portfolio Number	Units/Par	Prior Period Accrued Income	Income Earned This Period	Income Received This Period	Income Accrued/ Receivable To Date
912828D56	UNITED STATES TREAS NTS DTD 8/15/2014 2.37500% DUE 8/15/2024	0696488.10	11,185,000.0000	46,351.21	14,304.45	-39,144.20	99,799.86
Total Treasuries							
Non-US Corporate Bonds							
06367TF96	BANK OF MONTREAL FGN MED TERM BK NT DTD 9/11/2017 1.75000% DUE 9/11/2019	0696488.10	600,000.0000	2,333.33	875.00	0.00	3,208.33
0778FPAA7	BELL CANADA SENIOR BD DTD 3/29/2018 4.46400% DUE 4/1/2048	0696488.10	180,000.0000	1,383.84	669.60	0.00	2,053.44
136385AV3	CANADIAN NATL RESOURCES FGN SR BD DTD 11/17/2014 3.90000% DUE 2/1/2025	0696488.10	300,000.0000	3,900.00	975.00	0.00	4,875.00
191241AE8	COCA-COLA FEMSA S A B DE C V FGN SR NT DTD 11/26/2013 3.87500% DUE 11/26/2023	0696488.10	265,000.0000	142.62	855.73	0.00	998.35
404280BJ7	HSBC HOLDINGS PLC FGN SR NT DTD 3/13/2017 3.26200% DUE 3/13/2023	0696488.10	635,000.0000	4,487.97	1,726.14	0.00	6,214.11
448055AJ2	HUSKY ENERGY INC FGN SR BD DTD 03/22/12 3.95% DUE 04/15/22	0696488.10	585,000.0000	2,952.63	1,925.62	0.00	4,878.25
500769HJ6	KREDITANSTALT FUR WIEDERAUFBAU FGN SR NT DTD 4/12/2017 2.12500% DUE 6/15/2022	0696488.10	495,000.0000	4,850.31	876.57	5,259.38	467.50

Schedule of Net Income With Accruals (Continued)

Asset Number	Description	Portfolio Number	Units/Par	Prior Period Accrued Income	Income Earned This Period	Income Received This Period	Base Currency: USD	
							Income Accrued/ Receivable To Date	
50247WAB3	LYB INTERNATIONAL FINANCE II B V FGN SR NT DTD 3/2/2017 3.50000% DUE 3/2/2027	0696488.10	315,000.0000	2,725.63	918.75	0.00	3,644.38	
67077MAE8	NUTRIEN LTD FGN SR NT DTD 12/15/2017 4.00000% DUE 12/15/2026	0696488.10	335,000.0000	6,178.89	1,116.67	6,700.00	595.56	
767201AS5	RIO TINTO FIN USA LTD FGN SR NT DTD 6/16/2015 3.75000% DUE 6/15/2025	0696488.10	180,000.0000	3,112.50	562.50	3,375.00	300.00	
775109BE0	ROGERS COMMUNICATIONS INC FGN SR BD DTD 12/8/2015 3.62500% DUE 12/15/2025	0696488.10	440,000.0000	7,354.72	1,329.17	7,975.00	708.89	
78013XKG2	ROYAL BANK OF CANADA FGN MED TERM BK NT DTD 4/30/2018 3.20000% DUE 4/30/2021	0696488.10	710,000.0000	1,956.44	1,893.34	0.00	3,849.78	
80105NAG0	SANOFI-AVENTIS FGN SR NT DTD 03/29/11 4.00% DUE 03/29/21	0696488.10	565,000.0000	3,892.22	1,883.34	0.00	5,775.56	
822582BM3	SHELL INTERNATIONAL FINANCE B V FGN SR NT DTD 11/10/2015 1.62500% DUE 11/10/2018	0696488.10	0.0000	559.27	559.27	1,118.54	0.00	
82481LAC3	SHIRE ACQUISITIONS INVTS IRELAND DAC FGN SR NT DTD 9/23/2016 2.87500% DUE 9/23/2023	0696488.10	365,000.0000	1,982.15	874.48	0.00	2,856.63	



Account Statement

AIDEA/BARROW HANLEY FAO:AIDEA PRI USD

June 01, 2018 - June 30, 2018

Schedule of Net Income With Accruals (Continued)

Schedule of Net Income With Accruals (Continued)							Base Currency: US\$
Asset Number	Description	Portfolio Number	Units/Par	Prior Period Accrued Income	Income Earned This Period	Income Received This Period	Income Accrued/ Receivable To Date
87971MBD4	TELUS CORP FGN SR BD DTD 9/19/2016 2.80000% DUE 2/16/2027	0696488.10	350,000.0000	2,858.33	816.67	0.00	3,675.00
89114QBY3	TORONTO DOMINION BANK FGN MED TERM BK NT DTD 6/12/2018 3.00000% DUE 6/11/2020	0696488.10	500,000.0000	0.00	791.67	0.00	791.67
89114QBX5	TORONTO DOMINION BANK FGN MED TERM BK NT SER A DTD 1/25/2018 2.55000% DUE 1/25/2021	0696488.10	495,000.0000	4,417.88	1,051.87	0.00	5,469.75
89114QAM0	TORONTO-DOMINION BANK FGN MED TERM BK NT DTD 09/10/13 2.625% DUE 09/10/18	0696488.10	0.0000	4,636.41	343.43	4,979.84	0.00
89641UAC5	TRINITY ACQUISITION PLC FGN SR NT DTD 3/22/2016 4.40000% DUE 3/15/2026	0696488.10	315,000.0000	2,926.00	1,155.00	0.00	4,081.00
961214DU4	WESTPAC BANKING CORP FGN SR NT DTD 1/25/2018 2.65000% DUE 1/25/2021	0696488.10	350,000.0000	3,246.25	772.92	0.00	4,019.17
Total Non-US Corporate Bonds				65,897.39	21,972.74	29,407.76	58,462.37
Non-US Other Fixed Income							
298785HK5	EUROPEAN INVESTMENT BANK FGN SR NT DTD 3/14/2017 2.37500% DUE 6/15/2022	0696488.10	500,000.0000	5,475.69	989.59	5,937.50	527.78
68323ADP6	ONTARIO (PROVINCE OF) FGN DEB DTD 4/27/2016 2.50000% DUE 4/27/2026	0696488.10	620,000.0000	1,463.89	1,291.67	0.00	2,755.56





Account Statement

AIDEA/BARROW HANLEY FAO:AIDEA PRI USD

June 01, 2018 - June 30, 2018

Schedule of Net Income With Accruals (Continued)

Base Currency: USD

Asset Number	Description	Portfolio Number	Units/Par	Prior Period Accrued Income	Income Earned This Period	Income Received This Period	Income Accrued/ Receivable To Date
748149AM3	PROVINCE OF QUEBEC FGN SR NT DTD 1/31/2017 2.37500% DUE 1/31/2022	0696488.10	435,000.0000	3,472.45	860.94	0.00	4,333.39
Total Non-US Other Fixed Income				10,412.03	3,142.20	5,937.50	7,616.73
Total Fixed Income				896,033.06	433,367.34	209,201.92	1,120,198.48
Cash and Cash Equivalents							
Money Market Funds							
998158752	AIDEA AIM TREASURY PORTFOLIO	0696488.10	3,204,415.1400	3,832.47	6,563.31	3,832.47	6,563.31
Total Money Market Funds				3,832.47	6,563.31	3,832.47	6,563.31
Total Cash and Cash Equivalents				3,832.47	6,563.31	3,832.47	6,563.31
Total				\$899,865.53	\$439,930.65	\$213,034.39	\$1,126,761.79





Account Statement

AIDEA/BARROW HANLEY FAC-AIDEA PRI USD

June 01, 2018 - June 30, 2018

Transaction Summary

Base Currency: USD

	Income Cash	Principal Cash	Tax Cost	Net Realized Gain/Loss on Tax Cost
Beginning Balance on 06/01	0.00	-249,780.00	176,212,852.13	0.00
Cash Transactions				
Cash Transactions-Receipts				
ACI SALES	0.00	28,950,174.78	-28,950,174.78	0.00
DIVIDENDS	0.00	3,832.47	0.00	0.00
SALES AND MATURITIES	0.00	9,578,340.27	-9,744,385.81	-166,045.54
TAXABLE INTEREST	0.00	209,201.92	0.00	0.00
TRANSFER FROM ACCOUNTS/PORTFOLIO	0.00	25,000,000.00	0.00	0.00
Total Cash Transactions-Receipts	0.00	63,741,549.44	-38,694,560.59	-166,045.54
Cash Transactions-Disbursements				
ACI PURCHASES	0.00	-28,369,588.93	28,369,588.93	0.00
PURCHASES	0.00	-35,849,219.21	35,849,219.21	0.00
Total Cash Transactions-Disbursements	0.00	-64,218,808.14	64,218,808.14	0.00
Non-Cash Transactions				
Non-Cash Transactions				
NON-CASH DISBURSEMENTS	0.00	0.00	-269,327.70	0.00
NON-CASH RECEIPTS	0.00	0.00	269,327.70	0.00
Total Non-Cash Transactions	0.00	0.00	0.00	0.00
Ending Balance on 06/30	\$0.00	\$-727,038.70	\$201,737,099.68	\$-166,045.54

Transaction Detail Categorized

						Base Currency: USD	
Date	Description	Portfolio Number	Asset Number	Income Cash	Principal Cash	Tax Cost	Realized Gain/Loss on Tax Cost
Cash Transactions-Receipts							
Dividends							
06/01/18	ACI-DIVIDEND AIDEA AIM TREASURY PORTFOLIO REC DT 06/01/2018 PAY DT 06/01/2018	0696488.10	998158752	0.00	3,832.47	0.00	0.00
Total Dividends							
				0.00	3,832.47	0.00	0.00
Taxable Interest							
06/01/18	CORPORATE BOND INTEREST 585,000 PAR VALUE HUMANA INC DTD 12/10/2012 3.15000% 12/1/2022	0696488.10	444859BA9	0.00	9,213.75	0.00	0.00
06/01/18	CORPORATE BOND INTEREST 415,000 PAR VALUE DUKE ENERGY PROGRESS INC DTD 11/20/2014 4.15000% 12/1/2044	0696488.10	26442RAD3	0.00	8,611.25	0.00	0.00
06/01/18	CORPORATE BOND INTEREST 180,000 PAR VALUE CONSOLIDATED EDISON CO NY INC DTD 11/24/2014 4.62500% 12/1/2054	0696488.10	209111FF5	0.00	4,162.50	0.00	0.00
06/01/18	CORPORATE BOND INTEREST 300,000 PAR VALUE SOUTHERN POWER CO DTD 11/17/2015 4.15000% 12/1/2025	0696488.10	843646AM2	0.00	6,225.00	0.00	0.00
06/01/18	CORPORATE BOND INTEREST 295,000 PAR VALUE INTERCONTINENTAL EXCHANGE INC DTD 11/24/2015 2.75000% 12/1/2020	0696488.10	458666FAC8	0.00	4,056.25	0.00	0.00





Account Statement

AIDEA/BARROW HANLEY FAO-AIDEA PRI USD

June 01, 2018 - June 30, 2018

Transaction Detail Categorized (Continued)

Transaction Detail Categorized (Continued)							Base Currency: USD
Date	Description	Portfolio Number	Asset Number	Income Cash	Principal Cash	Tax Cost	Realized Gain/Loss on Tax Cost
06/01/18	CORPORATE BOND INTEREST 235,000 PAR VALUE GEORGIA POWER CO DTD 12/4/2015 1.95000% 12/1/2018	0696488.10	373334KD2	0.00	2,291.25	0.00	0.00
06/01/18	CORPORATE BOND INTEREST 285,000 PAR VALUE COLUMBIA PIPELINE GROUP INC DTD 12/1/2015 4.50000% 6/1/2025	0696488.10	198280AF6	0.00	6,412.50	0.00	0.00
06/01/18	CORPORATE BOND INTEREST 375,000 PAR VALUE CVS HEALTH CORP DTD 5/25/2016 2.12500% 6/1/2021	0696488.10	126650CT5	0.00	3,984.38	0.00	0.00
06/01/18	CORPORATE BOND INTEREST 310,000 PAR VALUE MPLX L P DTD 6/1/2016 4.87500% 12/1/2024	0696488.10	55336VAG5	0.00	7,556.25	0.00	0.00
06/01/18	ACCRUED INTEREST PAID FANNIE MAE DTD 8/1/2017 3.50000% 9/1/2047	0696488.10	3140GXFV8	0.00	-1,044.93	0.00	0.00
06/01/18	ACCRUED INTEREST PAID GOVERNMENT NATL MTG ASSN II DTD 5/1/2018 5.00000% 5/20/2048	0696488.10	36179TXX8	0.00	-2,224.81	0.00	0.00
06/05/18	CORPORATE BOND INTEREST 335,000 PAR VALUE EBAY INC DTD 6/6/2017 2.15000% 6/5/2020	0696488.10	278642AR4	0.00	3,601.25	0.00	0.00





Account Statement

AIDEA/BARROW HANLEY FAO:AIDEA PRI USD

June 01, 2018 - June 30, 2018

Transaction Detail Categorized (Continued)

Base Currency: USD						Realized Gain/Loss on Tax Cost	
Date	Description	Portfolio Number	Asset Number	Income Cash	Principal Cash	Tax Cost	
06/05/18	CORPORATE BOND INTEREST 795,000 PAR VALUE GOLDMAN SACHS GROUP INC DTD 6/5/2017 2.90800% 6/5/2023	0696488.10	38141GWJ9	0.00	11,559.30	0.00	0.00
06/05/18	ACCRUED INTEREST RECEIVED TORONTO-DOMINION BANK DTD 9/10/2013 2.62500% 9/10/2018	0696488.10	89114QAM0	0.00	4,979.84	0.00	0.00
06/07/18	CORPORATE BOND INTEREST 355,000 PAR VALUE WELLS FARGO & CO DTD 12/7/2015 2.55000% 12/7/2020	0696488.10	94974BGR5	0.00	4,526.25	0.00	0.00
06/07/18	CORPORATE BOND INTEREST 310,000 PAR VALUE WELLS FARGO & COMPANY DTD 12/8/2016 4.75000% 12/7/2046	0696488.10	94974BGU8	0.00	7,362.50	0.00	0.00
06/08/18	INTEREST MORT BACKED SECURITIES CORP 415,000 PAR VALUE @ 1 AMERICREDIT AUTO RECEIVABLES TRUST DTD 10/13/2016 1.53000% 7/8/2021 @ 1% PER SHARE POOL # REC DT: 06/08/2018 PAY DT: 06/08/2018	0696488.10	03065TAD4	0.00	529.13	0.00	0.00
06/13/18	ACCRUED INTEREST RECEIVED BECTON DICKINSON & CO DTD 11/8/2011 3.12500% 11/8/2021	0696488.10	075887BA6	0.00	1,140.19	0.00	0.00





Account Statement

AIDEA/BARROW HANLEY FAO:AIDEA PRI USD

June 01, 2018 - June 30, 2018

Transaction Detail Categorized (Continued)

Base Currency: USD						Realized Gain/Loss on Tax Cost	
Date	Description	Portfolio Number	Asset Number	Income Cash	Principal Cash	Tax Cost	
06/14/18	CORPORATE BOND INTEREST 415,000 PAR VALUE VISA INC DTD 12/14/2015 3.150000% 12/14/2025	0696488.10	92826CAD4	0.00	6,536.25	0.00	0.00
06/14/18	CORPORATE BOND INTEREST 295,000 PAR VALUE VISA INC DTD 12/14/2015 2.800000% 12/14/2022	0696488.10	92826CAC6	0.00	4,130.00	0.00	0.00
06/15/18	INTEREST MORT BACKED SECURITIES CORP 2,100,000 PAR VALUE @ 0.20456988 OVERSEAS PRIVATE INVESTMENT CORP DTD 12/6/2005 5.142000% 12/15/2023 @ 0.20456988% PER SHARE POOL # REC DT: 06/15/2018 PAY DT: 06/15/2018	0696488.10	690353NL7	0.00	5,522.46	0.00	0.00
06/15/18	INTEREST MORT BACKED SECURITIES GOVT 1,015,000 PAR VALUE @ 0.2970381 GOVERNMENT NATL MTG ASSN DTD 10/1/2009 5.000000% 10/15/2039 @ 0.2970381% PER SHARE POOL # 723248 REC DT: 05/31/2018 PAY DT: 06/15/2018	0696488.10	3620A9P96	0.00	1,256.22	0.00	0.00
06/15/18	INTEREST MORT BACKED SECURITIES GOVT 1,995,000 PAR VALUE @ 0.31247027 GOVERNMENT NATL MTG ASSN DTD 9/1/2011 3.500000% 9/15/2041 @ 0.31247027% PER SHARE POOL # 783403 REC DT: 05/31/2018 PAY DT: 06/15/2018	0696488.10	36241LX84	0.00	1,818.19	0.00	0.00





Account Statement

AIDEA/BARROW HANLEY FAO:AIDEA PRI USD

June 01, 2018 - June 30, 2018

Transaction Detail Categorized (Continued)

Transaction Detail Categorized (Continued)							Base Currency: US\$
Date	Description	Portfolio Number	Asset Number	Income Cash	Principal Cash	Tax Cost	Realized Gain/Loss on Tax Cost
06/15/18	INTEREST MORT BACKED SECURITIES GOVT 1,455,000 PAR VALUE @ 0.95914924 FREDDIE MAC GOLD DTD 7/1/2017 3.50000% 7/1/2047 @ 0.95914924% PER SHARE POOL # Q49389 REC DT: 05/31/2018 PAY DT: 06/15/2018	0696488.10	3132WPNF0	0.00	4,070.39	0.00	0.00
06/15/18	INTEREST MORT BACKED SECURITIES CORP 1,075,000 PAR VALUE @ 1 ALLY AUTO RECEIVABLES TRUST DTD 8/23/2017 1.75000% 12/15/2021 @ 1% PER SHARE POOL # REC DT: 06/15/2018 PAY DT: 06/15/2018	0696488.10	02007FAC9	0.00	1,567.71	0.00	0.00
06/15/18	INTEREST MORT BACKED SECURITIES GOVT 550,000 PAR VALUE @ 0.96681212 FREDDIE MAC GOLD DTD 11/1/2017 3.50000% 11/1/2047 @ 0.96681212% PER SHARE POOL # Q52093 REC DT: 05/31/2018 PAY DT: 06/15/2018	0696488.10	3132XUKF1	0.00	1,550.93	0.00	0.00
06/15/18	INTEREST MORT BACKED SECURITIES CORP 640,000 PAR VALUE @ 1 FORD CREDIT AUTO LEASE TRUST DTD 10/30/2017 2.03000% 12/15/2020 @ 1% PER SHARE POOL # REC DT: 06/15/2018 PAY DT: 06/15/2018	0696488.10	34531DAD0	0.00	1,082.67	0.00	0.00






Account Statement

AIDEA/BARROW HANLEY FAO-AIDEA PRI USD

June 01, 2018 - June 30, 2018

Transaction Detail Categorized (Continued)

Transaction Detail Categorized (Continued)							Base Currency: USD
Date	Description	Portfolio Number	Asset Number	Income Cash	Principal Cash	Tax Cost	Realized Gain/Loss on Tax Cost
06/15/18	INTEREST EARNED ON NON U.S. BONDS 440,000 PAR VALUE ROGERS COMMUNICATIONS INC DTD 12/8/2015 3.62500% 12/15/2025	0696488.10	775109BE0	0.00	7,975.00	0.00	0.00
06/15/18	CORPORATE BOND INTEREST 405,000 PAR VALUE LIBERTY MUTUAL GROUP INC DTD 6/18/2013 4.25000% 6/15/2023	0696488.10	53079EBE3	0.00	8,606.25	0.00	0.00
06/15/18	INTEREST EARNED ON NON U.S. BONDS 335,000 PAR VALUE NUTRIEN LTD DTD 12/15/2017 4.00000% 12/15/2026	0696488.10	67077MAE8	0.00	6,700.00	0.00	0.00
06/15/18	CORPORATE BOND INTEREST 370,000 PAR VALUE WISCONSIN ENERGY CORP DTD 6/10/2015 3.55000% 6/15/2025	0696488.10	976657AL0	0.00	6,567.50	0.00	0.00
06/15/18	INTEREST EARNED ON NON U.S. BONDS 180,000 PAR VALUE RIO TINTO FIN USA LTD DTD 6/16/2015 3.75000% 6/15/2025	0696488.10	767201AS5	0.00	3,375.00	0.00	0.00
06/15/18	CORPORATE BOND INTEREST 295,000 PAR VALUE ANALOG DEVICES INC DTD 12/14/2015 3.90000% 12/15/2025	0696488.10	032654AJ4	0.00	5,752.50	0.00	0.00
06/15/18	CORPORATE BOND INTEREST 740,000 PAR VALUE DIAMOND 1 FIN CORP/DIAMOND 2 FIN CORP DTD 6/1/2016 4.42000% 6/15/2021	0696488.10	25272KAD5	0.00	16,354.00	0.00	0.00





Account Statement

AIDEA/BARROW HANLEY FAO:AIDEA PRI USD

June 01, 2018 - June 30, 2018

Transaction Detail Categorized (Continued)

Base Currency: USD						Realized Gain/Loss on Tax Cost	
Date	Description	Portfolio Number	Asset Number	Income Cash	Principal Cash	Tax Cost	
06/15/18	CORPORATE BOND INTEREST 310,000 PAR VALUE SOUTHERN POWER CO DTD 11/16/2016 4.95000% 12/15/2046	0696488.10	843646AU4	0.00	7,672.50	0.00	0.00
06/15/18	INTEREST EARNED ON NON U.S. BONDS 500,000 PAR VALUE EUROPEAN INVESTMENT BANK DTD 3/14/2017 2.37500% 6/15/2022	0696488.10	298785HK5	0.00	5,937.50	0.00	0.00
06/15/18	INTEREST EARNED ON NON U.S. BONDS 495,000 PAR VALUE KREDITANSTALT FUR WIEDERAUFBAU DTD 4/12/2017 2.12500% 6/15/2022	0696488.10	500769HU6	0.00	5,259.38	0.00	0.00
06/15/18	CORPORATE BOND INTEREST 330,000 PAR VALUE AUODESK INC DTD 6/8/2017 3.50000% 6/15/2027	0696488.10	052769AE6	0.00	5,775.00	0.00	0.00
06/15/18	CORPORATE BOND INTEREST 350,000 PAR VALUE MARTIN MARIETTA MATERIALS INC DTD 12/20/2017 4.25000% 12/15/2047	0696488.10	573284AU0	0.00	7,230.90	0.00	0.00
06/15/18	INTEREST MORT BACKED SECURITIES CORP 1,130,000 PAR VALUE @ 1 CAPITAL ONE MULTI-ASSET EXECUTION TR DTD 7/26/2016 1.34000% 4/15/2022 @ 1% PER SHARE POOL # REC DT: 06/15/2018 PAY DT: 06/15/2018	0696488.10	14041NFE6	0.00	1,261.83	0.00	0.00





Account Statement

AIDEA/BARROW HANLEY FAO:AIDEA PRI USD

June 01, 2018 - June 30, 2018

Transaction Detail Categorized (Continued)

					Base Currency: USD		
Date	Description	Portfolio Number	Asset Number	Income Cash	Principal Cash	Tax Cost	Realized Gain/Loss on Tax Cost
06/15/18	INTEREST MORT BACKED SECURITIES CORP 985,000 PAR VALUE @ 1 CHASE ISSUANCE TRUST DTD 6/17/2016 1.37000% 6/15/2021 @ 1% PER SHARE POOL # REC DT: 06/15/2018 PAY DT: 06/15/2018	0696488.10	161571HC1	0.00	1,124.54	0.00	0.00
06/15/18	INTEREST MORT BACKED SECURITIES CORP 850,000 PAR VALUE @ 1 FORD CREDIT AUTO OWNER TRUST DTD 3/24/2015 2.03000% 8/15/2020 @ 1% PER SHARE POOL # REC DT: 06/15/2018 PAY DT: 06/15/2018	0696488.10	345300AF7	0.00	1,437.92	0.00	0.00
06/15/18	INTEREST MORT BACKED SECURITIES CORP 490,000 PAR VALUE @ 1 WORLD OMNI AUTO RECEIVABLES TRUST DTD 8/2/2017 1.95000% 2/15/2023 @ 1% PER SHARE POOL # REC DT: 06/15/2018 PAY DT: 06/15/2018	0696488.10	98161TAD7	0.00	796.25	0.00	0.00
06/15/18	INTEREST MORT BACKED SECURITIES CORP 790,000 PAR VALUE @ 0.99999461 JPMBB COMMERCIAL MTG SECS TRUST DTD 6/1/2013 3.15700% 7/15/2045 @ 0.99999461% PER SHARE POOL # REC DT: 05/31/2018 PAY DT: 06/15/2018	0696488.10	46639NAR2	0.00	2,078.35	0.00	0.00



Account Statement

AIDEA/BARROW HANLEY FAO:AIDEA PRI USD

June 01, 2018 - June 30, 2018

Transaction Detail Categorized (Continued)

Base Currency: USD

Date	Description	Portfolio Number	Asset Number	Income Cash	Principal Cash	Tax Cost	Realized Gain/Loss on Tax Cost
06/15/18	INTEREST MORT BACKED SECURITIES CORP 650,000 PAR VALUE @ 1 WF-RBS COMMERCIAL MTG TRUST DTD 3/1/2014 3.66000% 3/15/2047 @ 1% PER SHARE POOL # REC DT: 05/31/2018 PAY DT: 06/15/2018	0696488.10	92938VAN5	0.00	1,982.50	0.00	0.00
06/15/18	ACCRUED INTEREST RECEIVED FANNIE MAE DTD 5/1/2016 3.00000% 6/1/2046	0696488.10	3138WHFS6	0.00	3,534.06	0.00	0.00
06/15/18	ACCRUED INTEREST PAID FANNIE MAE DTD 1/1/2017 3.00000% 2/1/2047	0696488.10	3138WJX29	0.00	-2,906.02	0.00	0.00
06/15/18	ACCRUED INTEREST PAID FANNIE MAE DTD 9/1/2016 3.00000% 10/1/2046	0696488.10	3138WH6L1	0.00	-628.07	0.00	0.00
06/18/18	INTEREST MORT BACKED SECURITIES CORP 365,000 PAR VALUE @ 1 GM FINL SECURITIZED TERM AUTO REC TRUST DTD 1/18/2018 2.32000% 7/18/2022 @ 1% PER SHARE POOL # REC DT: 06/16/2018 PAY DT: 06/16/2018	0696488.10	36255PAD2	0.00	705.67	0.00	0.00




Account Statement

AIDEA/BARROW HANLEY FAO:AIDEA PRI USD

June 01, 2018 - June 30, 2018

Transaction Detail Categorized (Continued)

Base Currency: USD						Realized Gain/Loss on Tax Cost	
Date	Description	Portfolio Number	Asset Number	Income Cash	Principal Cash	Tax Cost	
06/18/18	INTEREST MORT BACKED SECURITIES CORP 670,000 PAR VALUE @ 1 AMERICREDIT AUTO RECEIVABLES TRUST DTD 8/16/2017 1.90000% 3/18/2022 @ 1% PER SHARE POOL # REC DT: 06/18/2018 PAY DT: 06/18/2018	0696488.10	03065HAD0	0.00	1,060.84	0.00	0.00
06/19/18	INTEREST MORT BACKED SECURITIES CORP 385,000 PAR VALUE @ 1 NISSAN AUTO RECEIVABLES OWNER TRUST DTD 12/13/2017 2.12000% 4/18/2022 @ 1% PER SHARE POOL # REC DT: 06/15/2018 PAY DT: 06/15/2018	0696488.10	65478HAD0	0.00	680.17	0.00	0.00
06/20/18	INTEREST MORT BACKED SECURITIES GOVT 730,000 PAR VALUE @ 0.79835217 GOVERNMENT NATL MTG ASSN II DTD 6/1/2016 3.00000% 6/20/2046 @ 0.79835217% PER SHARE POOL # MA3735 REC DT: 05/31/2018 PAY DT: 06/20/2018	0696488.10	36179SEG8	0.00	1,456.99	0.00	0.00
06/20/18	INTEREST MORT BACKED SECURITIES GOVT 2,010,000 PAR VALUE @ 0.72093417 GOVERNMENT NATL MTG ASSN II DTD 1/1/2016 3.00000% 1/20/2046 @ 0.72093417% PER SHARE POOL # MA3375 REC DT: 05/31/2018 PAY DT: 06/20/2018	0696488.10	36179RXC8	0.00	3,622.69	0.00	0.00





Account Statement

AIDEA/BARROW HANLEY FAO:AIDEA PRI USD

June 01, 2018 - June 30, 2018

Transaction Detail Categorized (Continued)

Base Currency: USD						Realized Gain/Loss on Tax Cost	
Date	Description	Portfolio Number	Asset Number	Income Cash	Principal Cash	Tax Cost	
06/20/18	INTEREST MORT BACKED SECURITIES GOVT 690,000 PAR VALUE @ 0.95048429 GOVERNMENT NATL MTG ASSN II DTD 8/1/2017 3.50000% 8/20/2047 @ 0.95048429% PER SHARE POOL # MA4652 REC DT: 05/31/2018 PAY DT: 06/20/2018	0696488.10	36179TEZ4	0.00	1,912.85	0.00	0.00
06/20/18	INTEREST MORT BACKED SECURITIES GOVT 945,000 PAR VALUE @ 0.97163623 GOVERNMENT NATL MTG ASSN DTD 10/1/2017 3.50000% 10/20/2047 @ 0.97163623% PER SHARE POOL # MA4778 REC DT: 05/31/2018 PAY DT: 06/20/2018	0696488.10	36179TJX4	0.00	2,678.07	0.00	0.00
06/20/18	INTEREST MORT BACKED SECURITIES GOVT 1,875,000 PAR VALUE @ 0.97425707 GOVERNMENT NATL MTG ASSN II DTD 12/1/2017 4.00000% 12/20/2047 @ 0.97425707% PER SHARE POOL # MA4901 REC DT: 05/31/2018 PAY DT: 06/20/2018	0696488.10	36179TNS0	0.00	6,089.11	0.00	0.00
06/20/18	INTEREST MORT BACKED SECURITIES GOVT 1,035,000 PAR VALUE @ 0.98340328 GOVERNMENT NATL MTG ASSN II DTD 2/1/2018 4.50000% 2/20/2048 @ 0.98340328% PER SHARE POOL # MA5021 REC DT: 05/31/2018 PAY DT: 06/20/2018	0696488.10	36179TSJ5	0.00	3,816.83	0.00	0.00





Account Statement

AIDEA/BARROW HANLEY FAO:AIDEA PRI USD

June 01, 2018 - June 30, 2018

Transaction Detail Categorized (Continued)

Base Currency: USD						Realized Gain/Loss on Tax Cost	
Date	Description	Portfolio Number	Asset Number	Income Cash	Principal Cash	Tax Cost	
06/20/18	INTEREST MORT BACKED SECURITIES GOVT 730.000 PAR VALUE @ 0.99806783 GOVERNMENT NATL MTG ASSN II DTD 4/1/2018 4.50000% 4/20/2048 @ 0.99806783% PER SHARE POOL # MA5138 REC DT: 05/31/2018 PAY DT: 06/20/2018	0696488.10	36179TV77	0.00	2,732.21	0.00	0.00
06/20/18	INTEREST MORT BACKED SECURITIES GOVT 2,085.000 PAR VALUE @ 0.98251179 GOVERNMENT NATL MTG ASSN II DTD 1/1/2018 4.00000% 1/20/2048 @ 0.98251179% PER SHARE POOL # MA4963 REC DT: 05/31/2018 PAY DT: 06/20/2018	0696488.10	36179TQ01	0.00	6,828.46	0.00	0.00
06/20/18	INTEREST MORT BACKED SECURITIES CORP 1,010.000 PAR VALUE @ 1 GM FINANCIAL AUTOMOBILE LEASING TRUST DTD 3/15/2017 2.06000% 5/20/2020 @ 1% PER SHARE POOL # REC DT: 06/20/2018 PAY DT: 06/20/2018	0696488.10	36253WAD9	0.00	1,733.83	0.00	0.00
06/20/18	INTEREST MORT BACKED SECURITIES CORP 675.000 PAR VALUE @ 1 BMW VEHICLE LEASE TRUST DTD 10/25/2017 2.07000% 10/20/2020 @ 1% PER SHARE POOL # REC DT: 06/20/2018 PAY DT: 06/20/2018	0696488.10	05584PAD9	0.00	1,164.38	0.00	0.00





Account Statement

AIDEA/BARROW HANLEY FAO:AIDEA PRI USD

June 01, 2018 - June 30, 2018

Transaction Detail Categorized (Continued)

Base Currency: USD						Realized Gain/Loss on Tax Cost	
Date	Description	Portfolio Number	Asset Number	Income Cash	Principal Cash	Tax Cost	
06/20/18	ACCRUED INTEREST RECEIVED CITIGROUP INC DTD 1/12/2016 3.70000% 1/12/2026	0696488.10	172967KG5	0.00	10,360.00	0.00	0.00
06/20/18	ACCRUED INTEREST PAID CITIGROUP INC DTD 1/10/2017 3.88700% 1/10/2028	0696488.10	172967LD1	0.00	-11,019.65	0.00	0.00
06/20/18	ACCRUED INTEREST RECEIVED SHELL INTERNATIONAL FINANCE B V DTD 11/10/2015 1.62500% 11/10/2018	0696488.10	822582BM3	0.00	1,118.54	0.00	0.00
06/20/18	ACCRUED INTEREST RECEIVED US BANCORP DTD 11/7/2013 1.95000% 11/15/2018	0696488.10	91159HHE3	0.00	2,545.29	0.00	0.00
06/22/18	CORPORATE BOND INTEREST 530.000 PAR VALUE JOHN DEERE CAPITAL CORP DTD 6/22/2017 1.95000% 6/22/2020	0696488.10	24422ETS8	0.00	5,167.50	0.00	0.00
06/22/18	CORPORATE BOND INTEREST 141,000 PAR VALUE ABBOTT LABORATORIES DTD 11/22/2016 2.35000% 11/22/2019	0696488.10	002824BC3	0.00	276.13	0.00	0.00
06/25/18	INTEREST MORT BACKED SECURITIES GOVT 550,000 PAR VALUE @ 0.55210882 FANNIE MAE DTD 8/1/2012 3.50000% 9/1/2042 @ 0.55210882% PER SHARE POOL # AB6228 REC DT: 05/31/2018 PAY DT: 06/25/2018	0696488.10	31417C4N2	0.00	885.67	0.00	0.00





Account Statement

AIDEA/BARROW HANLEY FAO:AIDEA PRI USD

June 01, 2018 - June 30, 2018

Transaction Detail Categorized (Continued)

Base Currency: USD						Realized Gain/Loss on Tax Cost	
Date	Description	Portfolio Number	Asset Number	Income Cash	Principal Cash	Tax Cost	
06/25/18	INTEREST MORT BACKED SECURITIES GOVT 4,600,000 PAR VALUE @ 0.22550369 FANNIE MAE DTD 4/1/2010 5.00000% 5/1/2040 @ 0.22550369% PER SHARE POOL # AD4062 REC DT: 05/31/2018 PAY DT: 06/25/2018	0696488.10	31418RQQ7	0.00	4,322.15	0.00	0.00
06/25/18	INTEREST MORT BACKED SECURITIES GOVT 2,700,000 PAR VALUE @ 0.82017258 FANNIE MAE DTD 4/1/2016 3.50000% 5/1/2046 @ 0.82017258% PER SHARE POOL # AS7242 REC DT: 05/31/2018 PAY DT: 06/25/2018	0696488.10	3138WHBL5	0.00	6,458.86	0.00	0.00
06/25/18	INTEREST MORT BACKED SECURITIES GOVT 210,000 PAR VALUE @ 0.80285717 FANNIE MAE DTD 6/1/2016 4.00000% 7/1/2046 @ 0.80285717% PER SHARE POOL # AS7492 REC DT: 05/31/2018 PAY DT: 06/25/2018	0696488.10	3138WHKE1	0.00	562.00	0.00	0.00
06/25/18	INTEREST MORT BACKED SECURITIES GOVT 530,000 PAR VALUE @ 0.86701847 FANNIE MAE DTD 12/1/2016 3.50000% 11/1/2046 @ 0.86701847% PER SHARE POOL # BE5041 REC DT: 05/31/2018 PAY DT: 06/25/2018	0696488.10	3140FQST3	0.00	1,340.27	0.00	0.00





Account Statement

AIDEA/BARROW HANLEY FAO:AIDEA PRI USD

June 01, 2018 - June 30, 2018

Transaction Detail Categorized (Continued)

Base Currency: USD						Realized Gain/Loss	
Date	Description	Portfolio Number	Asset Number	Income Cash	Principal Cash	Tax Cost	on Tax Cost
06/25/18	INTEREST MORT BACKED SECURITIES GOVT 760,000 PAR VALUE @ 0.92136213 FANNIE MAE DTD 5/1/2017 3.50000% 6/1/2037 @ 0.92136213% PER SHARE POOL # AS9772 REC DT: 05/31/2018 PAY DT: 06/25/2018	0696488.10	3138WK2E4	0.00	2,042.35	0.00	0.00
06/25/18	INTEREST MORT BACKED SECURITIES GOVT 960,000 PAR VALUE @ 0.25329034 FANNIE MAE DTD 4/1/2011 4.50000% 4/1/2041 @ 0.25329034% PER SHARE POOL # AL0215 REC DT: 05/31/2018 PAY DT: 06/25/2018	0696488.10	3138EGGZ1	0.00	911.85	0.00	0.00
06/25/18	INTEREST MORT BACKED SECURITIES GOVT 210,000 PAR VALUE @ 0.38162231 FANNIE MAE DTD 12/1/2012 3.50000% 1/1/2028 @ 0.38162231% PER SHARE POOL # AL2877 REC DT: 05/31/2018 PAY DT: 06/25/2018	0696488.10	3138KFT7	0.00	233.74	0.00	0.00
06/25/18	INTEREST MORT BACKED SECURITIES GOVT 350,000 PAR VALUE @ 0.18980241 FANNIE MAE DTD 6/1/2010 5.00000% 6/1/2040 @ 0.18980241% PER SHARE POOL # AD6929 REC DT: 05/31/2018 PAY DT: 06/25/2018	0696488.10	31418UVX9	0.00	276.80	0.00	0.00





Account Statement

AIDEA/BARROW HANLEY FAO:AIDEA PRI USD

June 01, 2018 - June 30, 2018

Transaction Detail Categorized (Continued)

Transaction Detail Categorized (Continued)						Base Currency: USD	
Date	Description	Portfolio Number	Asset Number	Income Cash	Principal Cash	Tax Cost	Realized Gain/Loss on Tax Cost
06/25/18	INTEREST MORT BACKED SECURITIES GOVT 550,000 PAR VALUE @ 0.50125987 FANNIE MAE DTD 3/1/2014 4.50000% 4/1/2034 @ 0.50125987% PER SHARE POOL # MA1870 REC DT: 05/31/2018 PAY DT: 06/25/2018	0696488.10	31418BCG9	0.00	1,033.85	0.00	0.00
06/25/18	INTEREST MORT BACKED SECURITIES GOVT 1,110,000 PAR VALUE @ 0.29745008 FANNIE MAE DTD 12/1/2012 5.00000% 3/1/2042 @ 0.29745008% PER SHARE POOL # AL2752 REC DT: 05/31/2018 PAY DT: 06/25/2018	0696488.10	3138EKBW4	0.00	1,375.71	0.00	0.00
06/25/18	INTEREST MORT BACKED SECURITIES GOVT 670,000 PAR VALUE @ 0.59750405 FANNIE MAE DTD 7/1/2013 3.50000% 7/1/2043 @ 0.59750405% PER SHARE POOL # AU1625 REC DT: 05/31/2018 PAY DT: 06/25/2018	0696488.10	3138X0YX0	0.00	1,167.62	0.00	0.00
06/25/18	INTEREST MORT BACKED SECURITIES GOVT 2,835,000 PAR VALUE @ 0.61441415 FANNIE MAE DTD 7/1/2015 4.00000% 7/1/2045 @ 0.61441415% PER SHARE POOL # AZ0832 REC DT: 05/31/2018 PAY DT: 06/25/2018	0696488.10	3138YR4S4	0.00	5,806.21	0.00	0.00





Account Statement

AIDEA/BARROW HANLEY FAO:AIDEA PRI USD

June 01, 2018 - June 30, 2018

Transaction Detail Categorized (Continued)

Base Currency: USD						Realized Gain/Loss on Tax Cost	
Date	Description	Portfolio Number	Asset Number	Income Cash	Principal Cash	Tax Cost	
06/25/18	INTEREST MORT BACKED SECURITIES GOVT 2,225,000 PAR VALUE @ 0.68143793 FANNIE MAE DTD 6/1/2015 4.00000% 7/1/2045 @ 0.68143793% PER SHARE POOL # AS5469 REC DT: 05/31/2018 PAY DT: 06/25/2018	0696488.10	3138WFCF1	0.00	5,054.00	0.00	0.00
06/25/18	INTEREST MORT BACKED SECURITIES GOVT 1,340,000 PAR VALUE @ 0.69090843 FANNIE MAE DTD 7/1/2015 3.50000% 8/1/2045 @ 0.69090843% PER SHARE POOL # AS5597 REC DT: 05/31/2018 PAY DT: 06/25/2018	0696488.10	3138WFGF7	0.00	2,700.30	0.00	0.00
06/25/18	INTEREST MORT BACKED SECURITIES GOVT 1,825,000 PAR VALUE @ 0.82174262 FANNIE MAE DTD 1/1/2016 3.50000% 1/1/2046 @ 0.82174262% PER SHARE POOL # BC0167 REC DT: 05/31/2018 PAY DT: 06/25/2018	0696488.10	3140EUFH7	0.00	4,374.07	0.00	0.00
06/25/18	INTEREST MORT BACKED SECURITIES GOVT 1,040,000 PAR VALUE @ 0.83683937 FANNIE MAE DTD 3/1/2016 3.00000% 4/1/2046 @ 0.83683937% PER SHARE POOL # AS7003 REC DT: 05/31/2018 PAY DT: 06/25/2018	0696488.10	3138WGX90	0.00	2,175.78	0.00	0.00





Account Statement

AIDEA/BARROW HANLEY FAO-AIDEA PRI USD

June 01, 2018 - June 30, 2018

Transaction Detail Categorized (Continued)

Transaction Detail Categorized (Continued)							Base Currency: USD
Date	Description	Portfolio Number	Asset Number	Income Cash	Principal Cash	Tax Cost	Realized Gain/Loss on Tax Cost
06/25/18	INTEREST MORT BACKED SECURITIES GOVT 1.320,000 PAR VALUE @ 0.85261721 FANNIE MAE DTD 6/1/2016 3.00000% 6/1/2046 @ 0.85261721% PER SHARE POOL # BC9468 REC DT: 05/31/2018 PAY DT: 06/25/2018	0696488.10	3140F5QW6	0.00	2,813.64	0.00	0.00
06/25/18	INTEREST MORT BACKED SECURITIES GOVT 1.660,000 PAR VALUE @ 0.81575638 FANNIE MAE DTD 4/1/2016 3.50000% 5/1/2046 @ 0.81575638% PER SHARE POOL # AS7170 REC DT: 05/31/2018 PAY DT: 06/25/2018	0696488.10	3138W36G4	0.00	3,949.62	0.00	0.00
06/25/18	INTEREST MORT BACKED SECURITIES GOVT 2.160,000 PAR VALUE @ 0.81800082 FANNIE MAE DTD 12/1/2016 4.00000% 7/1/2046 @ 0.81800082% PER SHARE POOL # BE5068 REC DT: 05/31/2018 PAY DT: 06/25/2018	0696488.10	3140FOT23	0.00	5,889.61	0.00	0.00
06/25/18	INTEREST MORT BACKED SECURITIES GOVT 1,075,000 PAR VALUE @ 0.90650374 FANNIE MAE DTD 10/1/2016 3.00000% 11/1/2046 @ 0.90650374% PER SHARE POOL # AS8299 REC DT: 05/31/2018 PAY DT: 06/25/2018	0696488.10	3138WJGH5	0.00	2,436.23	0.00	0.00



Account Statement

AIDEA/BARROW HANLEY FAC:AIDEA PRI USD

June 01, 2018 - June 30, 2018

Transaction Detail Categorized (Continued)

Base Currency: USD

Date	Description	Portfolio Number	Asset Number	Income Cash	Principal Cash	Tax Cost	Realized Gain/Loss on Tax Cost
06/25/18	INTEREST MORT BACKED SECURITIES GOVT 525.000 PAR VALUE @ 0.88605542 FANNIE MAE DTD 4/1/2017 3.00000% 4/1/2032 @ 0.88605542% PER SHARE POOL # AS9505 REC DT: 05/31/2018 PAY DT: 06/25/2018	0696488.10	3138WKR31	0.00	1,162.95	0.00	0.00
06/25/18	INTEREST MORT BACKED SECURITIES GOVT 510.000 PAR VALUE @ 0.93790179 FANNIE MAE DTD 2/1/2017 3.50000% 3/1/2047 @ 0.93790179% PER SHARE POOL # AS8947 REC DT: 05/31/2018 PAY DT: 06/25/2018	0696488.10	3138WJ5H7	0.00	1,395.13	0.00	0.00
06/25/18	INTEREST MORT BACKED SECURITIES GOVT 415.000 PAR VALUE @ 0.92402191 FANNIE MAE DTD 11/1/2017 4.50000% 12/1/2047 @ 0.92402191% PER SHARE POOL # MA3212 REC DT: 05/31/2018 PAY DT: 06/25/2018	0696488.10	31418CSA3	0.00	1,438.01	0.00	0.00
06/25/18	INTEREST MORT BACKED SECURITIES GOVT 655.000 PAR VALUE @ 0.96440685 FANNIE MAE DTD 1/1/2018 4.50000% 2/1/2048 @ 0.96440685% PER SHARE POOL # MA3278 REC DT: 05/31/2018 PAY DT: 06/25/2018	0696488.10	31418CUC6	0.00	2,368.82	0.00	0.00





Account Statement

AIDEA/BARROW HANLEY FAC:AIDEA PRI USD

June 01, 2018 - June 30, 2018

Transaction Detail Categorized (Continued)

Base Currency: USD						Realized Gain/Loss on Tax Cost
Date	Description	Portfolio Number	Asset Number	Income Cash	Principal Cash	Tax Cost
06/25/18	INTEREST MORT BACKED SECURITIES GOVT 1,265,000 PAR VALUE @ 0.96315269 FANNIE MAE DTD 11/1/2017 4.00000% 11/1/2047 @ 0.96315269% PER SHARE POOL # CA0808 REC DT: 05/31/2018 PAY DT: 06/25/2018	0696488.10	3140Q73S4	0.00	4,061.29	0.00
06/25/18	INTEREST MORT BACKED SECURITIES GOVT 3,000,000 PAR VALUE @ 0.83828893 FANNIE MAE DTD 5/1/2016 3.00000% 6/1/2046 @ 0.83828893% PER SHARE POOL # AS7376 REC DT: 05/31/2018 PAY DT: 06/25/2018	0696488.10	3138WHFS6	0.00	6,287.17	0.00
06/25/18	INTEREST MORT BACKED SECURITIES GOVT 840,000 PAR VALUE @ 0.90035305 FANNIE MAE DTD 6/1/2017 4.50000% 7/1/2047 @ 0.90035305% PER SHARE POOL # AS9988 REC DT: 05/31/2018 PAY DT: 06/25/2018	0696488.10	3138WLC27	0.00	2,836.11	0.00
06/25/18	INTEREST MORT BACKED SECURITIES GOVT 990,000 PAR VALUE @ 0.9663749 FANNIE MAE DTD 2/1/2018 4.00000% 11/1/2044 @ 0.9663749% PER SHARE POOL # BM3560 REC DT: 05/31/2018 PAY DT: 06/25/2018	0696488.10	3140J75W1	0.00	3,189.04	0.00





Account Statement

AIDEA/BARROW HANLEY FAO:AIDEA PRI USD

June 01, 2018 - June 30, 2018

Transaction Detail Categorized (Continued)

Base Currency: USD						Realized Gain/Loss on Tax Cost
Date	Description	Portfolio Number	Asset Number	Income Cash	Principal Cash	Tax Cost
06/25/18	INTEREST MORT BACKED SECURITIES GOVT 330.000 PAR VALUE @ 0.99367422 FANNIE MAE DTD 3/1/2018 4.50000% 4/1/2048 @ 0.99367422% PER SHARE POOL # MA3334 REC DT: 05/31/2018 PAY DT: 06/25/2018	0696488.10	31418CV43	0.00	1,229.67	0.00
06/25/18	CORPORATE BOND INTEREST 315.000 PAR VALUE BAXALTA INC DTD 12/23/2015 4.00000% 6/23/2025	0696488.10	07177MAB9	0.00	6,300.00	0.00
06/25/18	ACCRUED INTEREST RECEIVED STATE STREET CORP DTD 8/18/2015 3.55000% 8/18/2025	0696488.10	857477AT0	0.00	6,678.44	0.00
06/25/18	ACCRUED INTEREST PAID STATE STREET CORP DTD 12/15/2014 3.30000% 12/16/2024	0696488.10	857477AN3	0.00	-504.17	0.00
06/26/18	ACCRUED INTEREST PAID UNITED STATES TREAS NTS DTD 7/15/2016 0.75000% 7/15/2019	0696488.10	912828S43	0.00	-21,883.43	0.00
06/26/18	ACCRUED INTEREST PAID UNITED STATES TREAS NTS DTD 2/15/2012 2.00000% 2/15/2022	0696488.10	912828SF8	0.00	-44,267.40	0.00
06/26/18	ACCRUED INTEREST PAID UNITED STATES TREAS BDS DTD 5/15/2016 2.50000% 5/15/2046	0696488.10	912810RS9	0.00	-8,865.83	0.00





Account Statement

AIDEA/BARROW HANLEY FAC:AIDEA PRI USD

June 01, 2018 - June 30, 2018

Transaction Detail Categorized (Continued)

Base Currency: USD						Realized Gain/Loss on Tax Cost	
Date	Description	Portfolio Number	Asset Number	Income Cash	Principal Cash	Tax Cost	
06/26/18	ACCRUED INTEREST PAID UNITED STATES TREAS NTS DTD 8/15/2014 2.37500% 8/15/2024	0696488.10	912828D56	0.00	-39,144.20	0.00	0.00
06/26/18	ACCRUED INTEREST PAID UNITED STATES TREAS NTS DTD 11/15/2016 2.00000% 11/15/2026	0696488.10	912828U24	0.00	-13,063.59	0.00	0.00
06/26/18	ACCRUED INTEREST RECEIVED FREDDIE MAC GOLD DTD 11/1/2017 3.50000% 11/1/2047	0696488.10	3132XUKF1	0.00	1,337.30	0.00	0.00
06/26/18	ACCRUED INTEREST PAID FREDDIE MAC GOLD DTD 1/1/2018 3.50000% 1/1/2048	0696488.10	31335BM60	0.00	-2,677.39	0.00	0.00
06/27/18	CORPORATE BOND INTEREST 315.000 PAR VALUE BROADRIDGE FINANCIAL SOLUTIONS INC DTD 6/27/2016 3.40000% 6/27/2026	0696488.10	11133TAC7	0.00	5,355.00	0.00	0.00
06/27/18	ACCRUED INTEREST PAID S&P GLOBAL INC DTD 8/18/2015 4.40000% 2/15/2026	0696488.10	78409VAK0	0.00	-5,486.56	0.00	0.00
06/27/18	ACCRUED INTEREST PAID LOCKHEED MARTIN CORP DTD 11/23/2015 3.55000% 1/15/2026	0696488.10	539830BH1	0.00	-6,954.06	0.00	0.00
06/28/18	ACCRUED INTEREST PAID UNITED STATES TREAS NTS DTD 11/15/2016 2.00000% 11/15/2026	0696488.10	912828U24	0.00	-3,326.09	0.00	0.00





Account Statement

AIDEA/BARROW HANLEY FAO-AIDEA PRI USD

June 01, 2018 - June 30, 2018

Transaction Detail Categorized (Continued)

					Base Currency: USD	
Date	Description	Portfolio Number	Asset Number	Income Cash	Principal Cash	Tax Cost
06/28/18	ACORUED INTEREST RECEIVED UNITED STATES TREAS NTS DTD 7/15/2016 0.75000% 7/15/2019	0696488.10	912828S43	0.00	6,631.91	0.00
Total Taxable Interest						Realized Gain/Loss on Tax Cost
Transfer from Accounts/Portfolio						0.00
06/28/18	EB- TRANSFER FROM ANOTHER ACCOUNT TRANSFERRED FROM PORTFOLIO 0696488.8 REPORT# T21796	0696488.10		0.00	25,000,000.00	0.00
Total Transfer from Accounts/Portfolio						0.00
Sales and Maturities						0.00
06/05/18	SOLD 785,000 PAR VALUE TORONTO-DOMINION BANK DTD 9/10/2013 2.62500% 9/10/2018 TRADE 06/05/2018 SETTLE 06/07/2018 785,000 UNITS @ 100.048 FED LONG TERM LOSS: 23,925.55	0696488.10	891140AM0	0.00	785,376.80	-809,302.35
06/13/18	SOLD 355,000 PAR VALUE BECTON DICKINSON & CO DTD 11/8/2011 3.12500% 11/8/2021 TRADE 06/13/2018 SETTLE 06/15/2018 355,000 UNITS @ 98.74 FED LONG TERM LOSS: 3,567.75	0696488.10	075687BA6	0.00	350,527.00	-354,094.75
						-23,925.55
						-3,567.75





Account Statement

AIDEA/BARROW HANLEY FAO:AIDEA PRI USD

June 01, 2018 - June 30, 2018

Transaction Detail Categorized (Continued)

Base Currency: USD						Realized Gain/Loss on Tax Cost	
Date	Description	Portfolio Number	Asset Number	Income Cash	Principal Cash	Tax Cost	
06/15/18	PRINCIPAL PAYDOWN 2,100,000 PAR VALUE @ 0.19431542 OVERSEAS PRIVATE INVESTMENT CORP DTD 12/6/2005 5.14200% 12/15/2023 @ 0.19431542% PER SHARE POOL # REC DT: 06/15/2018 PAY DT: 06/15/2018	0696488.10	690353NL7	0.00	21,534.37	-21,534.37	0.00
06/15/18	PRINCIPAL PAYDOWN 1,015,000 PAR VALUE @ 0.28862253 GOVERNMENT NATL MTG ASSN DTD 10/1/2009 5.00000% 10/15/2039 @ 0.28862253% PER SHARE POOL # 723248 REC DT: 05/31/2018 PAY DT: 06/15/2018 FED LONG TERM LOSS: 923.89	0696488.10	3620A9P96	0.00	8,541.80	-9,465.69	-923.89
06/15/18	PRINCIPAL PAYDOWN 1,995,000 PAR VALUE @ 0.30880584 GOVERNMENT NATL MTG ASSN DTD 9/1/2011 3.50000% 9/15/2041 @ 0.30880584% PER SHARE POOL # 783403 REC DT: 05/31/2018 PAY DT: 06/15/2018 FED LONG TERM LOSS: 383.80	0696488.10	36241LX84	0.00	7,310.54	-7,694.34	-383.80
06/15/18	PRINCIPAL PAYDOWN 1,455,000 PAR VALUE @ 0.94862722 FREDDIE MAC GOLD DTD 7/1/2017 3.50000% 7/1/2047 @ 0.94862722% PER SHARE POOL # Q49389 REC DT: 05/31/2018 PAY DT: 06/15/2018 FED SHORT TERM LOSS: 564.54	0696488.10	3132WPNF0	0.00	15,309.54	-15,874.08	-564.54





Account Statement

AIDEA/BARROW HANLEY FAO-AIDEA PRI USD

June 01, 2018 - June 30, 2018

Transaction Detail Categorized (Continued)

Transaction Detail Categorized (Continued)							Base Currency: US\$
Date	Description	Portfolio Number	Asset Number	Income Cash	Principal Cash	Tax Cost	Realized Gain/Loss on Tax Cost
06/15/18	PRINCIPAL PAYDOWN 550,000 PAR VALUE @ 0.96189389 FREDDIE MAC GOLD DTD 11/1/2017 3.50000% 11/1/2047 @ 0.96189389% PER SHARE POOL # Q52093 REC DT: 05/31/2018 PAY DT: 06/15/2018 FED SHORT TERM LOSS: 90.45	0696488.10	3132XUKF1	0.00	2,705.03	-2,795.48	-90.45
06/15/18	PRINCIPAL PAYDOWN 790,000 PAR VALUE @ 0.98120256 JPMBB COMMERCIAL MTG SECS TRUST DTD 6/1/2013 3.15700% 7/15/2045 @ 0.98120256% PER SHARE POOL # REC DT: 05/31/2018 PAY DT: 06/15/2018 FED LONG TERM LOSS: 485.61	0696488.10	46639NAR2	0.00	14,845.72	-15,331.33	-485.61
06/15/18	SOLD 3,000,000 PAR VALUE FANNIE MAE DTD 5/1/2016 3.00000% 6/1/2046 TRADE 06/15/2018 SETTLE 06/18/2018 3,000,000 UNITS @ 96.671875 FED SHORT TERM LOSS: 30,172.53	0696488.10	3138WHFS6	0.00	2,411,605.96	-2,441,778.49	-30,172.53
06/20/18	PRINCIPAL PAYDOWN 730,000 PAR VALUE @ 0.78739567 GOVERNMENT NATL MTG ASSN II DTD 6/1/2016 3.00000% 6/20/2046 @ 0.78739567% PER SHARE POOL # MA3735 REC DT: 05/31/2018 PAY DT: 06/20/2018 FED LONG TERM LOSS: 381.79	0696488.10	36179SEG8	0.00	7,998.25	-8,380.04	-381.79





Account Statement

AIDEA/BARROW HANLEY FAO:AIDEA PRI USD

June 01, 2018 - June 30, 2018

Transaction Detail Categorized (Continued)

					Base Currency: USD	
Date	Description	Portfolio Number	Asset Number	Income Cash	Principal Cash	Realized Gain/Loss on Tax Cost
06/20/18	PRINCIPAL PAYDOWN 2,010,000 PAR VALUE @ 0.71135075 GOVERNMENT NATL MTG ASSN II DTD 1/1/2016 3.00000% 1/20/2046 @ 0.71135075% PER SHARE POOL # MA3375 REC DT: 05/31/2018 PAY DT: 06/20/2018 FED LONG TERM LOSS: 246.81	0696488.10	36179XC8	0.00	19,262.67	-246.81
06/20/18	PRINCIPAL PAYDOWN 690,000 PAR VALUE @ 0.94291283 GOVERNMENT NATL MTG ASSN II DTD 8/1/2017 3.50000% 8/20/2047 @ 0.94291283% PER SHARE POOL # MA4652 REC DT: 05/31/2018 PAY DT: 06/20/2018 FED SHORT TERM LOSS: 224.68	0696488.10	36179TEZ4	0.00	5,224.31	-224.68
06/20/18	PRINCIPAL PAYDOWN 945,000 PAR VALUE @ 0.96430735 GOVERNMENT NATL MTG ASSN DTD 10/1/2017 3.50000% 10/20/2047 @ 0.96430735% PER SHARE POOL # MA4778 REC DT: 05/31/2018 PAY DT: 06/20/2018 FED SHORT TERM LOSS: 271.08	0696488.10	36179TJX4	0.00	6,925.79	-271.08





Account Statement

AIDEA/BARROW HANLEY FAO:AIDEA PRI USD

June 01, 2018 - June 30, 2018

Transaction Detail Categorized (Continued)

Base Currency: USD						Realized Gain/Loss
Date	Description	Portfolio Number	Asset Number	Income Cash	Principal Cash	Tax Cost on Tax Cost
06/20/18	PRINCIPAL PAYDOWN 1,875,000 PAR VALUE @ 0.96519392 GOVERNMENT NATL MTG ASSN II DTD 12/1/2017 4.00000% 12/20/2047 @ 0.96519392% PER SHARE POOL # MA4901 REC DT: 05/31/2018 PAY DT: 06/20/2018 FED SHORT TERM LOSS: 860.29	0696488.10	36179TNS0	0.00	16,993.41	-17,853.70 -860.29
06/20/18	PRINCIPAL PAYDOWN 1,035,000 PAR VALUE @ 0.97512077 GOVERNMENT NATL MTG ASSN II DTD 2/1/2018 4.50000% 2/20/2048 @ 0.97512077% PER SHARE POOL # MA5021 REC DT: 05/31/2018 PAY DT: 06/20/2018 FED SHORT TERM LOSS: 432.64	0696488.10	36179TSJ5	0.00	8,572.40	-9,005.04 -432.64
06/20/18	PRINCIPAL PAYDOWN 730,000 PAR VALUE @ 0.99465617 GOVERNMENT NATL MTG ASSN II DTD 4/1/2018 4.50000% 4/20/2048 @ 0.99465617% PER SHARE POOL # MA5138 REC DT: 05/31/2018 PAY DT: 06/20/2018 FED SHORT TERM LOSS: 111.30	0696488.10	36179TV77	0.00	2,490.51	-2,601.81 -111.30





Account Statement

AIDEA/BARROW HANLEY FAO:AIDEA PRI USD

June 01, 2018 - June 30, 2018

Transaction Detail Categorized (Continued)

Base Currency: USD						Realized Gain/Loss on Tax Cost	
Date	Description	Portfolio Number	Asset Number	Income Cash	Principal Cash	Tax Cost	
06/20/18	PRINCIPAL PAYDOWN 2,085,000 PAR VALUE @ 0.9769931 GOVERNMENT NATL MTG ASSN II DTD 1/1/2018 4.00000% 1/20/2048 @ 0.9769931% PER SHARE POOL # MA4963 REC DT: 05/31/2018 PAY DT: 06/20/2018 FED SHORT TERM LOSS: 547.46	0696488.10	36179TQQ1	0.00	11,506.47	-12,053.93	-547.46
06/20/18	SOLD 630,000 PAR VALUE CITIGROUP INC DTD 1/12/2016 3.70000% 1/12/2026 TRADE 06/20/2018 SETTLE 06/22/2018 630,000 UNITS @ 96.998 FED LONG TERM LOSS: 48,755.70	0696488.10	172967KG5	0.00	611,087.40	-659,843.10	-48,755.70
06/20/18	SOLD 590,000 PAR VALUE SHELL INTERNATIONAL FINANCE B V DTD 11/10/2015 1.62500% 11/10/2018 TRADE 06/20/2018 SETTLE 06/22/2018 590,000 UNITS @ 99.649 FED LONG TERM LOSS: 129.80	0696488.10	822582BM3	0.00	587,929.10	-588,058.90	-129.80
06/20/18	SOLD 1,270,000 PAR VALUE US BANCORP DTD 11/7/2013 1.95000% 11/15/2018 TRADE 06/20/2018 SETTLE 06/22/2018 1,270,000 UNITS @ 99.783 FED LONG TERM LOSS: 6,168.90	0696488.10	91159HHE3	0.00	1,267,244.10	-1,273,413.00	-6,168.90





Account Statement

AIDEA/BARROW HANLEY FAO:AIDEA PRI USD

June 01, 2018 - June 30, 2018

Transaction Detail Categorized (Continued)

Base Currency: USD						Realized Gain/Loss on Tax Cost	
Date	Description	Portfolio Number	Asset Number	Income Cash	Principal Cash	Tax Cost	
06/22/18	PARTIAL REDEMPTION 141,000 PAR VALUE @ 1 ABBOTT LABORATORIES DTD 11/22/2016 2.35000% 11/22/2019 FED LONG TERM GAIN: 138.18	0696488.10	002824BC3	0.00	141,000.00	-140,861.82	138.18
06/25/18	PRINCIPAL PAYDOWN 550,000 PAR VALUE @ 0.54337724 FANNIE MAE DTD 8/1/2012 3.50000% 9/1/2042 @ 0.54337724% PER SHARE POOL # AB6228 REC DT: 05/31/2018 PAY DT: 06/25/2018 FED LONG TERM LOSS: 313.65	0696488.10	31417C4N2	0.00	4,802.37	-5,116.02	-313.65
06/25/18	PRINCIPAL PAYDOWN 4,600,000 PAR VALUE @ 0.22323018 FANNIE MAE DTD 4/1/2010 5.00000% 5/1/2040 @ 0.22323018% PER SHARE POOL # AD4062 REC DT: 05/31/2018 PAY DT: 06/25/2018 FED LONG TERM LOSS: 954.30	0696488.10	31418RQ07	0.00	10,458.15	-11,412.45	-954.30
06/25/18	PRINCIPAL PAYDOWN 2,700,000 PAR VALUE @ 0.81046312 FANNIE MAE DTD 4/1/2016 3.50000% 5/1/2046 @ 0.81046312% PER SHARE POOL # AS7242 REC DT: 05/31/2018 PAY DT: 06/25/2018 FED LONG TERM LOSS: 1,544.26	0696488.10	3138WHBL5	0.00	26,215.54	-27,759.80	-1,544.26






Account Statement

AIDEA/BARROW HANLEY FAC-AIDEA PRI USD

June 01, 2018 - June 30, 2018

Transaction Detail Categorized (Continued)

Transaction Detail Categorized (Continued)						Base Currency: USD	
Date	Description	Portfolio Number	Asset Number	Income Cash	Principal Cash	Tax Cost	Realized Gain/Loss on Tax Cost
06/25/18	PRINCIPAL PAYDOWN 210,000 PAR VALUE @ 0.78942405 FANNIE MAE DTD 6/1/2016 4.00000% 7/1/2046 @ 0.78942405% PER SHARE POOL # AS7492 REC DT: 05/31/2018 PAY DT: 06/25/2018 FED LONG TERM LOSS: 230.52	0696488.10	3138WHKE1	0.00	2,820.96	-3,051.48	-230.52
06/25/18	PRINCIPAL PAYDOWN 530,000 PAR VALUE @ 0.8545731 FANNIE MAE DTD 12/1/2016 3.50000% 11/1/2046 @ 0.8545731% PER SHARE POOL # BE5041 REC DT: 05/31/2018 PAY DT: 06/25/2018 FED LONG TERM LOSS: 205.09	0696488.10	3140FQS73	0.00	6,596.05	-6,801.14	-205.09
06/25/18	PRINCIPAL PAYDOWN 760,000 PAR VALUE @ 0.91200719 FANNIE MAE DTD 5/1/2017 3.50000% 6/1/2037 @ 0.91200719% PER SHARE POOL # AS9772 REC DT: 05/31/2018 PAY DT: 06/25/2018 FED SHORT TERM LOSS: 317.72	0696488.10	3138WK2E4	0.00	7,109.75	-7,427.47	-317.72





Account Statement

AIDEA/BARROW HANLEY FAO:AIDEA PRI USD

June 01, 2018 - June 30, 2018

Transaction Detail Categorized (Continued)

					Base Currency: USD	
Date	Description	Portfolio Number	Asset Number	Income Cash	Principal Cash	Realized Gain/Loss on Tax Cost
06/25/18	PRINCIPAL PAYDOWN 960,000 PAR VALUE @ 0.25023325 FANNIE MAE DTD 4/1/2011 4.50000% 4/1/2041 @ 0.25023325% PER SHARE POOL # AL0215 REC DT: 05/31/2018 PAY DT: 06/25/2018 FED LONG TERM LOSS: 249.00	0696488.10	3138EGGZ1	0.00	2,934.81	-3,183.81 -249.00
06/25/18	PRINCIPAL PAYDOWN 210,000 PAR VALUE @ 0.37511098 FANNIE MAE DTD 12/1/2012 3.50000% 1/1/2028 @ 0.37511098% PER SHARE POOL # AL2877 REC DT: 05/31/2018 PAY DT: 06/25/2018 FED LONG TERM LOSS: 100.84	0696488.10	3138EKF77	0.00	1,367.38	-1,468.22 -100.84
06/25/18	PRINCIPAL PAYDOWN 350,000 PAR VALUE @ 0.18642545 FANNIE MAE DTD 6/1/2010 5.00000% 6/1/2040 @ 0.18642545% PER SHARE POOL # AD6929 REC DT: 05/31/2018 PAY DT: 06/25/2018 FED LONG TERM LOSS: 113.39	0696488.10	31418UVX9	0.00	1,181.94	-1,295.33 -113.39





Account Statement

AIDEA/BARROW HANLEY FAO:AIDEA PRI USD

June 01, 2018 - June 30, 2018

Transaction Detail Categorized (Continued)

					Base Currency: USD	
Date	Description	Portfolio Number	Asset Number	Income Cash	Principal Cash	Realized Gain/Loss on Tax Cost
06/25/18	PRINCIPAL PAYDOWN 550,000 PAR VALUE @ 0.49320837 FANNIE MAE DTD 3/1/2014 4.500000% 4/1/2034 @ 0.49320837% PER SHARE POOL # MA1870 REC DT: 05/31/2018 PAY DT: 06/25/2018 FED LONG TERM LOSS: 352.18	0696488.10	31418BCG9	0.00	4,428.33	-4,780.51 -352.18
06/25/18	PRINCIPAL PAYDOWN 1,110,000 PAR VALUE @ 0.29300961 FANNIE MAE DTD 12/1/2012 5.000000% 3/1/2042 @ 0.29300961% PER SHARE POOL # AL2752 REC DT: 05/31/2018 PAY DT: 06/25/2018 FED LONG TERM LOSS: 542.95	0696488.10	3138EKBW4	0.00	4,928.92	-5,471.87 -542.95
06/25/18	PRINCIPAL PAYDOWN 670,000 PAR VALUE @ 0.59610263 FANNIE MAE DTD 7/1/2013 3.500000% 7/1/2043 @ 0.59610263% PER SHARE POOL # AU1625 REC DT: 05/31/2018 PAY DT: 06/25/2018 FED LONG TERM LOSS: 53.11	0696488.10	3138X0YX0	0.00	938.95	-992.06 -53.11





Account Statement

AIDEA/BARROW HANLEY FAO:AIDEA PRI USD

June 01, 2018 - June 30, 2018

Transaction Detail Categorized (Continued)

					Base Currency: USD	
Date	Description	Portfolio Number	Asset Number	Income Cash	Principal Cash	Realized Gain/Loss on Tax Cost
06/25/18	PRINCIPAL PAYDOWN 2,835,000 PAR VALUE @ 0.6012813 FANNIE MAE DTD 7/1/2015 4.00000% 7/1/2045 @ 0.6012813% PER SHARE POOL # AZ0832 REC DT: 05/31/2018 PAY DT: 06/25/2018 FED LONG TERM LOSS: 2,390.97	0696488.10	3138VR4S4	0.00	37,231.63	-2,390.97
06/25/18	PRINCIPAL PAYDOWN 2,225,000 PAR VALUE @ 0.66948008 FANNIE MAE DTD 6/1/2015 4.00000% 7/1/2045 @ 0.66948008% PER SHARE POOL # AS5469 REC DT: 05/31/2018 PAY DT: 06/25/2018 FED LONG TERM LOSS: 1,750.19	0696488.10	3138WFCF1	0.00	26,606.22	-1,750.19
06/25/18	PRINCIPAL PAYDOWN 1,340,000 PAR VALUE @ 0.68176457 FANNIE MAE DTD 7/1/2015 3.50000% 8/1/2045 @ 0.68176457% PER SHARE POOL # AS5597 REC DT: 05/31/2018 PAY DT: 06/25/2018 FED LONG TERM LOSS: 493.94	0696488.10	3138WFGF7	0.00	12,252.77	-493.94





Account Statement

AIDEA/BARROW HANLEY FAO:AIDEA PRI USD

June 01, 2018 - June 30, 2018

Transaction Detail Categorized (Continued)

Transaction Detail Categorized (Continued)							Base Currency: USD
Date	Description	Portfolio Number	Asset Number	Income Cash	Principal Cash	Tax Cost	Realized Gain/Loss on Tax Cost
06/25/18	PRINCIPAL PAYDOWN 1,825,000 PAR VALUE @ 0.81480004 FANNIE MAE DTD 1/1/2016 3.50000% 1/1/2046 @ 0.81480004% PER SHARE POOL # BC0167 REC DT: 05/31/2018 PAY DT: 06/25/2018 FED LONG TERM LOSS: 522.64	0696488.10	3140EUFH7	0.00	12,670.21	-13,192.85	-522.64
06/25/18	PRINCIPAL PAYDOWN 1,040,000 PAR VALUE @ 0.82298752 FANNIE MAE DTD 3/1/2016 3.00000% 4/1/2046 @ 0.82298752% PER SHARE POOL # AS7003 REC DT: 05/31/2018 PAY DT: 06/25/2018 FED LONG TERM LOSS: 454.77	0696488.10	3138WGX90	0.00	14,405.92	-14,860.69	-454.77
06/25/18	PRINCIPAL PAYDOWN 1,320,000 PAR VALUE @ 0.84012567 FANNIE MAE DTD 6/1/2016 3.00000% 6/1/2046 @ 0.84012567% PER SHARE POOL # BC9468 REC DT: 05/31/2018 PAY DT: 06/25/2018 FED LONG TERM LOSS: 600.30	0696488.10	3140F5QW6	0.00	16,488.83	-17,089.13	-600.30





Account Statement

AIDEA/BARROW HANLEY FAO-AIDEA PRI USD

June 01, 2018 - June 30, 2018

Transaction Detail Categorized (Continued)

Transaction Detail Categorized (Continued)							Base Currency: USD
Date	Description	Portfolio Number	Asset Number	Income Cash	Principal Cash	Tax Cost	Realized Gain/Loss on Tax Cost
06/25/18	PRINCIPAL PAYDOWN 1,660,000 PAR VALUE @ 0.80353413 FANNIE MAE DTD 4/1/2016 3.50000% 5/1/2046 @ 0.80353413% PER SHARE POOL # AS7170 REC DT: 05/31/2018 PAY DT: 06/25/2018 FED LONG TERM LOSS: 1,191.97	0696488.10	3138WG6G4	0.00	20,288.94	-21,480.91	-1,191.97
06/25/18	PRINCIPAL PAYDOWN 2,160,000 PAR VALUE @ 0.81254518 FANNIE MAE DTD 12/1/2016 4.00000% 7/1/2046 @ 0.81254518% PER SHARE POOL # BE5068 REC DT: 05/31/2018 PAY DT: 06/25/2018 FED LONG TERM LOSS: 594.74	0696488.10	3140FQT23	0.00	11,784.18	-12,378.92	-594.74
06/25/18	PRINCIPAL PAYDOWN 1,075,000 PAR VALUE @ 0.89916718 FANNIE MAE DTD 10/1/2016 3.00000% 11/1/2046 @ 0.89916718% PER SHARE POOL # AS8299 REC DT: 05/31/2018 PAY DT: 06/25/2018 FED LONG TERM GAIN: 56.68	0696488.10	3138WJGH5	0.00	7,886.80	-7,830.12	56.68





Account Statement

AIDEA/BARROW HANLEY FAO:AIDEA PRI USD

June 01, 2018 - June 30, 2018

Transaction Detail Categorized (Continued)

Transaction Detail Categorized (Continued)							Base Currency: US\$
Date	Description	Portfolio Number	Asset Number	Income Cash	Principal Cash	Tax Cost	Realized Gain/Loss on Tax Cost
06/25/18	PRINCIPAL PAYDOWN 525,000 PAR VALUE @ 0.87552536 FANNIE MAE DTD 4/1/2017 3.00000% 4/1/2032 @ 0.87552536% PER SHARE POOL # AS9505 REC DT: 05/31/2018 PAY DT: 06/25/2018 FED LONG TERM LOSS: 172.76	0696488.10	3138WKR31	0.00	5,528.28	-5,701.04	-172.76
06/25/18	PRINCIPAL PAYDOWN 510,000 PAR VALUE @ 0.93172098 FANNIE MAE DTD 2/1/2017 3.50000% 3/1/2047 @ 0.93172098% PER SHARE POOL # AS8947 REC DT: 05/31/2018 PAY DT: 06/25/2018 FED SHORT TERM LOSS: 91.12	0696488.10	3138WJ5H7	0.00	3,152.21	-3,243.33	-91.12
06/25/18	PRINCIPAL PAYDOWN 415,000 PAR VALUE @ 0.90704623 FANNIE MAE DTD 11/1/2017 4.50000% 12/1/2047 @ 0.90704623% PER SHARE POOL # MA3212 REC DT: 05/31/2018 PAY DT: 06/25/2018 FED SHORT TERM LOSS: 484.33	0696488.10	31418CSA3	0.00	7,044.91	-7,529.24	-484.33





Account Statement

AIDEA/BARROW HANLEY FAO:AIDEA PRI USD

June 01, 2018 - June 30, 2018

Transaction Detail Categorized (Continued)

Transaction Detail Categorized (Continued)							Base Currency: US\$
Date	Description	Portfolio Number	Asset Number	Income Cash	Principal Cash	Tax Cost	Realized Gain/Loss on Tax Cost
06/25/18	PRINCIPAL PAYDOWN 655,000 PAR VALUE @ 0.95095838 FANNIE MAE DTD 1/1/2018 4.50000% 2/1/2048 @ 0.95095838% PER SHARE POOL # MA3278 REC DT: 05/31/2018 PAY DT: 06/25/2018 FED SHORT TERM LOSS: 509.25	0696488.10	31418CUC6	0.00	8,808.75	-9,318.00	-509.25
06/25/18	PRINCIPAL PAYDOWN 1,265,000 PAR VALUE @ 0.95173076 FANNIE MAE DTD 11/1/2017 4.00000% 11/1/2047 @ 0.95173076% PER SHARE POOL # CA0808 REC DT: 05/31/2018 PAY DT: 06/25/2018 FED SHORT TERM LOSS: 423.30	0696488.10	3140073S4	0.00	14,448.74	-14,872.04	-423.30
06/25/18	PRINCIPAL PAYDOWN 3,000,000 PAR VALUE @ 0.83154346 FANNIE MAE DTD 5/1/2016 3.00000% 6/1/2046 @ 0.83154346% PER SHARE POOL # AS7376 REC DT: 05/31/2018 PAY DT: 06/25/2018 FED SHORT TERM GAIN: 20,236.41	0696488.10	3138WHFS6	0.00	20,236.41	0.00	20,236.41





Account Statement

AIDEA/BARROW HANLEY FAO:AIDEA PRI USD

June 01, 2018 - June 30, 2018

Transaction Detail Categorized (Continued)

					Base Currency: USD	
Date	Description	Portfolio Number	Asset Number	Income Cash	Principal Cash	Realized Gain/Loss on Tax Cost
06/25/18	PRINCIPAL PAYDOWN 840,000 PAR VALUE @ 0.88931523 FANNIE MAE DTD 6/1/2017 4.50000% 7/1/2047 @ 0.88931523% PER SHARE POOL # AS9988 REC DT: 05/31/2018 PAY DT: 06/25/2018 FED SHORT TERM LOSS: 453.45	0696488.10	3138WLC27	0.00	9,271.77	-453.45
06/25/18	PRINCIPAL PAYDOWN 990,000 PAR VALUE @ 0.95319018 FANNIE MAE DTD 2/1/2018 4.00000% 11/1/2044 @ 0.95319018% PER SHARE POOL # BM3560 REC DT: 05/31/2018 PAY DT: 06/25/2018 FED SHORT TERM LOSS: 395.67	0696488.10	3140J75W1	0.00	13,052.87	-395.67
06/25/18	PRINCIPAL PAYDOWN 330,000 PAR VALUE @ 0.98504794 FANNIE MAE DTD 3/1/2018 4.50000% 4/1/2048 @ 0.98504794% PER SHARE POOL # MA3334 REC DT: 05/31/2018 PAY DT: 06/25/2018 FED SHORT TERM LOSS: 135.66	0696488.10	31418CV43	0.00	2,846.67	-135.66
06/25/18	SOLD 525,000 PAR VALUE STATE STREET CORP DTD 8/18/2015 3.55000% 8/18/2025 TRADE 06/25/2018 SETTLE 06/27/2018 525,000 UNITS @ 99.734 FED SHORT TERM LOSS: 23,273.25	0696488.10	857477AT0	0.00	523,603.50	-23,273.25





Account Statement

AIDEA/BARROW HANLEY FAO:AIDEA PRI USD

June 01, 2018 - June 30, 2018

Transaction Detail Categorized (Continued)

Transaction Detail Categorized (Continued)							Base Currency: USD
Date	Description	Portfolio Number	Asset Number	Income Cash	Principal Cash	Tax Cost	Realized Gain/Loss on Tax Cost
06/26/18	SOLD 550,000 PAR VALUE FREDDIE MAC GOLD DTD 11/1/2017 3.50000% 11/1/2047 TRADE 06/26/2018 SETTLE 06/27/2018 550,000 UNITS @ 99.28125 FED SHORT TERM LOSS: 21,492.32	0696488.10	3132XUKF1	0.00	525,239.15	-546,731.47	-21,492.32
06/28/18	SOLD 1,940,000 PAR VALUE UNITED STATES TREAS NTS DTD 7/15/2016 0.75000% 7/15/2019 TRADE 06/28/2018 SETTLE 06/29/2018 1,940,000 UNITS @ 98.335937 FED SHORT TERM LOSS: 6,703.12 FED LONG TERM LOSS: 1,121.48	0696488.10	912828S43	0.00	1,907,717.19	-1,915,541.79	-7,824.60
Total Sales and Maturities							-166,045.54
ACI Sales							
Various	SWEEP REDEMPTION CONSOLIDATED STATEMENT OF ACTIVITY -28,950,174.7800 UNITS AIDEA AIM TREASURY PORTFOLIO	0696488.10	998158752	0.00	28,950,174.78	-28,950,174.78	0.00
Total ACI Sales							0.00
Total Cash Transactions-Receipts							0.00
Cash Transactions-Disbursements							-166,045.54
Purchases							



Account Statement

AIDEA/BARROW HANLEY FAO:AIDEA PRI USD

June 01, 2018 - June 30, 2018

Transaction Detail Categorized (Continued)

					Base Currency: USD		
Date	Description	Portfolio Number	Asset Number	Income Cash	Principal Cash	Tax Cost	Realized Gain/Loss on Tax Cost
06/01/18	PURCHASED 935,000 PAR VALUE FANNIE MAE DTD 8/1/2017 3.500000% 9/1/2047 TRADE 05/25/2018 SETTLE 06/13/2018 935,000 UNITS @ 99.546875	0696488.10	3140GXFV8	0.00	-891,595.34	891,595.34	0.00
06/01/18	PURCHASED 845,000 PAR VALUE GOVERNMENT NATL MTG ASSN II DTD 5/1/2018 5.000000% 5/20/2048 TRADE 05/25/2018 SETTLE 06/20/2018 845,000 UNITS @ 105.265625	0696488.10	36179TXX8	0.00	-887,481.57	887,481.57	0.00
06/05/18	PURCHASED 500,000 PAR VALUE TORONTO DOMINION BANK DTD 6/12/2018 3.000000% 6/11/2020 TRADE 06/05/2018 SETTLE 06/12/2018 500,000 UNITS @ 99.919	0696488.10	89114QBY3	0.00	-499,595.00	499,595.00	0.00
06/15/18	PURCHASED 2,200,000 PAR VALUE FANNIE MAE DTD 1/1/2017 3.000000% 2/1/2047 TRADE 06/15/2018 SETTLE 06/18/2018 2,200,000 UNITS @ 96.7265625	0696488.10	3138WJX29	0.00	-1,984,158.15	1,984,158.15	0.00
06/15/18	PURCHASED 490,000 PAR VALUE FANNIE MAE DTD 9/1/2016 3.000000% 10/1/2046 TRADE 06/15/2018 SETTLE 06/18/2018 490,000 UNITS @ 96.75	0696488.10	3138WH6L1	0.00	-428,934.64	428,934.64	0.00





Account Statement

AIDEA/BARROW HANLEY FAO:AIDEA PRI USD

June 01, 2018 - June 30, 2018


Transaction Detail Categorized (Continued)

Transaction Detail Categorized (Continued)							Base Currency: USD
Date	Description	Portfolio Number	Asset Number	Income Cash	Principal Cash	Tax Cost	Realized Gain/Loss on Tax Cost
06/18/18	PURCHASED 360,000 PAR VALUE CONCHO RESOURCES INC DTD 7/2/2018 4.30000% 8/15/2028 TRADE 06/18/2018 SETTLE 07/02/2018 360,000 UNITS @ 99.458	0696488.10	20605PAK7	0.00	-358,048.80	358,048.80	0.00
06/18/18	PURCHASED 500,000 PAR VALUE BAYER US FINANCE II LLC DTD 6/25/2018 3.87500% 12/15/2023 TRADE 06/18/2018 SETTLE 06/25/2018 500,000 UNITS @ 99.674	0696488.10	07274NAE3	0.00	-498,370.00	498,370.00	0.00
06/19/18	PURCHASED 370,000 PAR VALUE ONEOK INC DTD 7/2/2018 4.55000% 7/15/2028 TRADE 06/19/2018 SETTLE 07/02/2018 370,000 UNITS @ 99.727	0696488.10	682680AU7	0.00	-368,989.90	368,989.90	0.00
06/20/18	PURCHASED 630,000 PAR VALUE CITIGROUP INC DTD 1/10/2017 3.88700% 1/10/2028 TRADE 06/20/2018 SETTLE 06/22/2018 630,000 UNITS @ 96.881	0696488.10	172967LD1	0.00	-610,350.30	610,350.30	0.00
06/20/18	PURCHASED 1,070,000 PAR VALUE WALMART INC DTD 6/27/2018 3.40000% 6/26/2023 TRADE 06/20/2018 SETTLE 06/27/2018 1,070,000 UNITS @ 99.973	0696488.10	931142EK5	0.00	-1,069,711.10	1,069,711.10	0.00



Transaction Detail Categorized (Continued)

					Base Currency: USD		
Date	Description	Portfolio Number	Asset Number	Income Cash	Principal Cash	Tax Cost	Realized Gain/Loss on Tax Cost
06/25/18	PURCHASED 500,000 PAR VALUE STATE STREET CORP DTD 12/15/2014 3.30000% 12/16/2024 TRADE 06/25/2018 SETTLE 06/27/2018 500,000 UNITS @ 98.224	0696488.10	857477AN3	0.00	-491,120.00	491,120.00	0.00
06/26/18	PURCHASED 6,480,000 PAR VALUE UNITED STATES TREAS NTS DTD 7/15/2016 0.75000% 7/15/2019 TRADE 06/26/2018 SETTLE 06/27/2018 6,480,000 UNITS @ 98.3085938	0696488.10	912828S43	0.00	-6,370,396.88	6,370,396.88	0.00
06/26/18	PURCHASED 6,070,000 PAR VALUE UNITED STATES TREAS NTS DTD 2/15/2012 2.00000% 2/15/2022 TRADE 06/26/2018 SETTLE 06/27/2018 6,070,000 UNITS @ 97.625	0696488.10	912828SF8	0.00	-5,925,837.50	5,925,837.50	0.00
06/26/18	PURCHASED 3,035,000 PAR VALUE UNITED STATES TREAS BDS DTD 5/15/2016 2.50000% 5/15/2046 TRADE 06/26/2018 SETTLE 06/27/2018 3,035,000 UNITS @ 90.0625	0696488.10	912810RS9	0.00	-2,733,396.88	2,733,396.88	0.00
06/26/18	PURCHASED 4,520,000 PAR VALUE UNITED STATES TREAS NTS DTD 8/15/2014 2.37500% 8/15/2024 TRADE 06/26/2018 SETTLE 06/27/2018 4,520,000 UNITS @ 97.496093	0696488.10	912828D56	0.00	-4,406,823.44	4,406,823.44	0.00





Account Statement

AIDEA/BARROW HANLEY FAO:AIDEA PRI USD

June 01, 2018 - June 30, 2018

Transaction Detail Categorized (Continued)

					Base Currency: USD		
Date	Description	Portfolio Number	Asset Number	Income Cash	Principal Cash	Tax Cost	Realized Gain/Loss on Tax Cost
06/26/18	PURCHASED 5,590,000 PAR VALUE UNITED STATES TREAS NTS DTD 11/15/2016 2.00000% 11/15/2026 TRADE 06/26/2018 SETTLE 06/27/2018 5,590,000 UNITS @ 93.503906	0696488.10	912828U24	0.00	-5,226,868.36	5,226,868.36	0.00
06/26/18	PURCHASED 1,090,000 PAR VALUE FREDDIE MAC GOLD DTD 1/1/2018 3.50000% 1/1/2048 TRADE 06/26/2018 SETTLE 06/27/2018 1,090,000 UNITS @ 99.445313	0696488.10	31335BM60	0.00	-1,053,313.25	1,053,313.25	0.00
06/27/18	PURCHASED 335,000 PAR VALUE S&P GLOBAL INC DTD 8/18/2015 4.40000% 2/15/2026 TRADE 06/27/2018 SETTLE 06/29/2018 335,000 UNITS @ 103.014	0696488.10	78409VAK0	0.00	-345,096.90	345,096.90	0.00
06/27/18	PURCHASED 430,000 PAR VALUE LOCKHEED MARTIN CORP DTD 11/23/2015 3.55000% 1/15/2026 TRADE 06/27/2018 SETTLE 06/29/2018 430,000 UNITS @ 98.734	0696488.10	539830BH1	0.00	-424,556.20	424,556.20	0.00
06/28/18	PURCHASED 1,360,000 PAR VALUE UNITED STATES TREAS NTS DTD 11/15/2016 2.00000% 11/15/2026 TRADE 06/28/2018 SETTLE 06/29/2018 1,360,000 UNITS @ 93.71875	0696488.10	912828U24	0.00	-1,274,575.00	1,274,575.00	0.00






Account Statement

AIDEA/BARROW HANLEY FAO:AIDEA PRI USD

June 01, 2018 - June 30, 2018

Transaction Detail Categorized (Continued)

Base Currency: USD					Realized Gain/Loss on Tax Cost	
Date	Description	Portfolio Number	Asset Number	Income Cash	Principal Cash	Tax Cost
Total Purchases						
ACI Purchases						
Various	SWEEP PURCHASE	0696488.10	998158752	0.00	-35,849,219.21	35,849,219.21
	CONSOLIDATED STATEMENT OF ACTIVITY					0.00
	28,369,588.9300 UNITS					
	AIDEA AIM TREASURY PORTFOLIO			0.00	-28,369,588.93	28,369,588.93
						0.00
Total ACI Purchases						
				0.00	-28,369,588.93	28,369,588.93
Total Cash Transactions-Disbursements						
Non-Cash Transactions						
Non-Cash Receipts						
06/08/18	UNITS RECEIVED DUE TO MERGER	0696488.10	023135BF2	0.00	0.00	269,327.70
	270,000 PAR VALUE @ 1 FOR 1					
	AMAZON.COM INC					
	DTD 2/22/2018 3.87500% 8/22/2037					
	REC DT 05/09/2018 PAY DT 00/00/0000					
	BASED ON AMAZON.COM INC					
	EXCHANGE RESTRICTED 144A UNITS FOR					
	UNRESTRICTED UNITS					
Total Non-Cash Receipts						
				0.00	0.00	269,327.70
Non-Cash Disbursements						
06/05/18	UNITS SUBMITTED FOR TENDER	0696488.10	023135BD7	0.00	0.00	0.00
	270,000 PAR VALUE					
	AMAZON.COM INC					
	DTD 8/22/2017 3.87500% 8/22/2037					
	REC DT 00/00/0000 PAY DT 00/00/0000					





Account Statement

AIDEA/BARROW HANLEY FAO:AIDEA PRI USD

June 01, 2018 - June 30, 2018

Transaction Detail Categorized (Continued)

					Base Currency: USD	
Date	Description	Portfolio Number	Asset Number	Income Cash	Principal Cash	Realized Gain/Loss on Tax Cost
06/08/18	UNITS DELIVERED NON TAXABLE TENDE 270,000 PAR VALUE AMAZON.COM INC DTD 8/22/2017 0.000000% 8/22/2037	0696488.10	023135B07	0.00	0.00	-269,327.70 0.00
Total Non-Cash Disbursements					0.00	-269,327.70
Total Non-Cash Transactions					0.00	0.00
Net Transactions					\$0.00	\$-477,258.70
Certain explanations relating to the Gross Amount and Non Resident Tax Withholding of non-US securities may be referencing local currency rather than US dollars. However, the Income Received column reflects the value in US dollars.					\$25,524,247.55	-166,045.54





Account Statement

AIDEA/BARROW HANLEY FAO:AIDEA PRI USD

June 01, 2018 - June 30, 2018

Detail Schedule of Automated Cash Investment Activity

					Base Currency: USD	
Date	Description	Portfolio	Income Cash	Principal Cash	Tax Cost	End of Day Balance
AIDEA AIM TREASURY PORTFOLIO						
06/01/18	SALE	0696488.10 - AIDEA/BARROW HANLEY FAO:AIDEA PRI USD	0.00	193,434.40	-193,434.40	3,591,566.59
06/05/18	PURCHASE		0.00	-15,160.55	15,160.55	3,606,727.14
06/07/18	PURCHASE		0.00	-802,245.39	802,245.39	4,408,972.53
06/08/18	PURCHASE		0.00	-529.13	529.13	4,409,501.66
06/12/18	SALE		0.00	499,595.00	-499,595.00	3,909,906.66
06/13/18	SALE		0.00	892,640.27	-892,640.27	3,017,266.39
06/14/18	PURCHASE		0.00	-10,666.25	10,666.25	3,027,932.64
06/15/18	PURCHASE		0.00	-534,669.68	534,669.68	3,562,602.32
06/18/18	PURCHASE		0.00	-279.65	279.65	3,562,881.97
06/19/18	PURCHASE		0.00	-680.17	680.17	3,563,562.14
06/20/18	SALE		0.00	778,697.15	-778,697.15	2,784,864.99
06/22/18	PURCHASE		0.00	-2,005,358.11	2,005,358.11	4,790,223.10
06/25/18	SALE		0.00	94,502.22	-94,502.22	4,695,720.88
06/26/18	PURCHASE		0.00	-25,000,000.00	25,000,000.00	29,695,720.88
06/27/18	SALE		0.00	26,345,660.03	-26,345,660.03	3,350,060.85
06/29/18	SALE		0.00	145,645.71	-145,645.71	3,204,415.14
TOTAL PURCHASES FOR AIDEA AIM TREASURY PORTFOLIO						
				-28,369,588.93	28,369,588.93	
TOTAL SALES FOR AIDEA AIM TREASURY PORTFOLIO						
				28,950,174.78	-28,950,174.78	
TOTAL FOR AIDEA AIM TREASURY PORTFOLIO						
				580,585.85	-580,585.85	3,204,415.14
Net Automatic Cash Investment						
				\$0.00	\$-580,585.85	\$3,204,415.14





Account Statement

AIDEA/BARROW HANLEY FAO-AIDEA PRI USD

June 01, 2018 - June 30, 2018

Account Statement Disclosures

Investment in Non-Proprietary Mutual Funds

Your account (the "Account") may be invested in mutual funds for which neither KeyBank National Association nor any of its affiliates or subsidiaries ("Key") serves as an investment adviser, fund manager, or distributor. The bank or its affiliates may provide shareholder servicing, record-keeping, custodial, sub-transfer agent and/or communication services with respect to these mutual fund investments. Where permitted by agreement and by applicable law, Key may receive reasonable compensation for these services with respect to the Accounts mutual fund investments. The total compensation paid to Key for these services will not exceed an annual rate of 25 basis points (.25%), multiplied by the value of the Accounts investment in a particular mutual fund. This compensation is paid to Key by the mutual fund and/or its service providers and is in addition to the regular fees for the Account. Currently, Key is paid a rate of up to 20 basis points (.20%) of the Account's investments in mutual funds sponsored by Federated Investors, Inc. or its affiliates ("Federated"). Actual compensation may vary based upon total investments by Key accounts with Federated. Prospectuses for mutual funds in which the Account invests are available upon request.

Investment and insurance products are: NOT FDIC INSURED* NOT BANK GUARANTEED* MAY LOSE VALUE* NOT A DEPOSIT* NOT INSURED BY ANY FEDERAL OR STATE GOVERNMENT AGENCY.

Market Value

For securities traded on a major exchange, market values are priced as of the statement date as provided by various pricing services. The method and frequency of pricing assets not traded on a major exchange varies depending on the type of asset; therefore, the price shown on your statement may not be a current value as of the statement date.

Fair Value Measurements and Disclosures

ASC 820, Fair Value Measurements and Disclosures, specifies how a "reporting entity" (as defined in this guidance) is to report assets and liabilities on its financial statements. KeyBank National Association ("Key") is not a reporting entity for your account.

ASC 820 contains specific requirements including the assignment of a level and valuation of assets and liabilities reported at fair value on financial statements. Key will, on an informational basis, provide fair value hierarchy information on a default level matrix, (the "Fair Value Hierarchy Default Level Matrix"). A fair value hierarchy level is assigned on a summary basis and does not take into consideration individual valuation approaches on an entity specific basis. In addition, it is important to note that Key's Fair Value Hierarchy Default Level Matrix does not consider price when assigning a level to assets/liabilities.

To the extent that you are a "reporting entity" that incorporates or otherwise uses all or a portion of information found on the Fair Value Hierarchy Default Level Matrix in the preparation of statements in compliance with ASC 820, you should consider the procedures, practices and/or policies utilized by Key. You should also consider Key's relevant SOC 1 Report in connection with any judgments or certifications made with respect to ASC 820 compliant statements. It is ultimately the responsibility of the reporting entity to assign a level to the individual assets and liabilities that it holds. Note in particular, that under Key's procedures, client and/or portfolio managers have responsibility as to an asset's appropriate fair value hierarchy level.

If any information is based on evaluations supplied by a pricing service, please review the information and disclosures concerning the reliance on that information published by the pricing service.

Key does not provide accounting advice to its clients. Key makes no warranties whatsoever, either express or implied, as to merchantability, fitness for a particular purpose, or any other matter. Without limiting the foregoing, Key makes no representation or warranty that any data or information (including but not limited to the Fair Value Hierarchy Default Level Matrix) supplied to or by it are complete or free from errors, omissions, or defects.

